

Official Magazine of the MELBOURNE PC USER GROUP INC.

# PC UPDATE

## USERS HELPING USERS


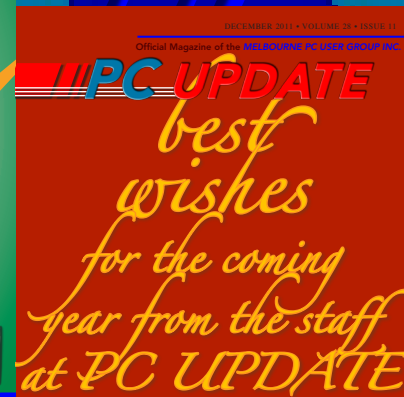

5,500 members  
state of the art  
equipment  
master geeks  
...dialing HELP

& more...


[www.melbpc.org.au](http://www.melbpc.org.au)

THIS ISSUE,  
SOLID  
STATE  
HARD  
DRIVES

YOUR QUESTIONS ANSWERED



## GREAT PRIZES TO BE WON AT THE MONTHLY MEETINGS



**MELB  
PC  
USER GROUP**

[www.melbpc.org.au](http://www.melbpc.org.au)

## PLEASE READ THIS NOTICE

PCUpdate (this publication) must not be republished in whole or in part using either print or electronic formats. The electronic formats referred to include optical and flash media together with the Internet. Members who do this will forfeit their membership rights and may also incur legal action from the authors and copyright holders.

- Advancing computer literacy
- Advancing the art and science of information processing through education and interchange of ideas
- Keeping members abreast of developments in computing and information technology and enabling members to exchange information and experience
- Representing computer users in public debate and by acting and speaking on their behalf where they would be affected by proposed legislation or other regulatory measures

- Providing a forum for the exchange of views amongst computer users and between computer users and the computer industry
- Co-operating supporting or joining with, or in, other organisations with similar purposes
- Undertaking other activities beneficial to the Group

In order to further its purposes the Group shall have the rights, powers and privileges of a natural person.

MAY 2012 • VOLUME 29 • ISSUE 04

PUBLISHED BY

MELBOURNE PC USER GROUP  
INCORPORATED

EDITOR

Roger Wragg

ASSISTANT EDITOR

Ian Rankin

ART DIRECTOR/DESIGNER

Maria Vallianos

CONTRIBUTORS

Cedric Wyndham

Jim McKnight

Vinny LaBash

Patrick Brennan

MONTHLY DISCS

TRAINING INFO

MONTHLY MEETINGS

CALENDAR & MAPS

NEWSGROUPS

George Skarbek

Roger Wragg

Adam Turner

Ian Rankin

Patrick Brennan

Vacancy

John Swann

Richard Solly

## copyrights © 2012

Melbourne PC User Group Inc and individual authors. Except where otherwise stated, all material is the copyright of the author. Contributions from contributors marked above MAY not be copied without the express written permission of the author. Except where otherwise stated material on this disc may be copied by non profit PC User Groups without fee provided that there is no restriction published with the article, copies are not used for commercial advantage, and the origins of the material and this permission to copy are acknowledged in the reprinted item.

## contributions

All authors must lodge a complete submission form (available on our web page) that confirms that the article is previously unpublished (if previously published, the author must have the right to authorise republishing), and original, save

for any content which is properly credited, and that Melbourne PC User Group Incorporated may publish the article on one or more occasions on paper, the internet or otherwise, edit the article and/or permit republication by non-profit organisations. Please read the style guide on our Web Site.

## submissions

E-mail your articles, reports, reviews, and free ads to our email address [editorpc@melbpc.org.au](mailto:editorpc@melbpc.org.au). All submissions should be sent as file attachments and they must be plain, unformatted (ASCII) text file or ZIP file with accompanying graphics. Do not pack them inside self-extracting EXE files.

## graphics

Supply graphics as high quality JPEG images.

For all advertising enquiries:

Phone 9276 4000

Melbourne PC User Group Inc.,

Suite 26, Level 1,

479 Warrigal Road,

Moorabbin, VIC 3189

REGULARS & FEATURES

<i>Committee Members</i>	05
<i>Directory Services</i>	06
<i>President's Update</i>	07
<i>Editor's Note</i>	08
<i>Letters To The Editor</i>	10
<i>Calendar</i>	16
<i>Meeting Details</i>	17
<i>ARTICLES – Taking Your MelbPC Address With You</i>	19
<i>Wireless Surveillance Camera</i>	25
<i>Using Sandboxie</i>	27
<i>What's Inside Your Memory Stick</i>	31
<i>Windows 7 Has It All</i>	33
<i>Database Driven Websites</i>	35
<i>Solid State Hard Drives</i>	38
<i>Author Submission Form</i>	41
<i>SIG DETAILS</i>	42
<i>SIG REPORTS</i>	52
<i>Training Schedule</i>	61
<i>MONTHLY DISC</i>	71
<i>Monthly Disc Order Form</i>	77
<i>Membership Application</i>	78
<i>Dial Help – Members Helping Members</i>	79



MELBOURNE PC COMMITTEE MEMBERS

[committee@melbpc.org.au](mailto:committee@melbpc.org.au)



**MICHAEL ANDRUS**

Committee Member  
[mjandrus@melbpc.org.au](mailto:mjandrus@melbpc.org.au)



**BOB TRAYNOR**

Committee Member  
[committee@melbpc.org.au](mailto:committee@melbpc.org.au)



**PHIL LEW**

Committee Member  
[committee@melbpc.org.au](mailto:committee@melbpc.org.au)



**GRAEME POTTER**

President  
[president@melbpc.org.au](mailto:president@melbpc.org.au)



**IAN RANKIN**

Secretary  
[secretary@melbpc.org.au](mailto:secretary@melbpc.org.au)



**CLAUDIO BEVILACQUA**

Treasurer  
[treasurer@melbpc.org.au](mailto:treasurer@melbpc.org.au)



**YAHYA ABDAL-AZIZ**

Committee/Librarian Member  
[yahya@melbpc.org.au](mailto:yahya@melbpc.org.au)



**ROGER WRAGG**

Vice President  
[vice-president@melbpc.org.au](mailto:vice-president@melbpc.org.au)



**DAVID GODFRED**

Committee Member  
[davidgodster@gmail.com](mailto:davidgodster@gmail.com)



**IAN WRIGHT**

Committee Member  
[committee@melbpc.org.au](mailto:committee@melbpc.org.au)



**PETER HORSLEY**

Committee Member  
[committee@melbpc.org.au](mailto:committee@melbpc.org.au)

## directory committee management & online services info

### OFFICE, MEMBERSHIP, DELIVERIES

Unit 26, 479 Warrigal Road, Moorabbin VIC 3189

(9am – 5pm)

Phone: 9276 4000

Fax: 9553 0475

E-mail

[office@melbpc.org.au](mailto:office@melbpc.org.au)

Office Manager

Dianne Vogt

Sharon Williams

### FIRST AID & INTERNET HELP LINE

(10am – 3pm)

9276 4088

This line is answered only when a volunteer is available between 10am – 3pm Monday to Friday. Outside these hours please leave a brief message and your membership details.

An **iHelp** team member will call you back when available.

Alternatively please refer to the **Dial Help** listing.

### MANAGEMENT COMMITTEE [committee@melbpc.org.au](mailto:committee@melbpc.org.au)

President

Graeme Potter

[president@melbpc.org.au](mailto:president@melbpc.org.au)

Vice-President

Roger Wragg

[vice-president@melbpc.org.au](mailto:vice-president@melbpc.org.au)

Treasurer

Claudio Bevilacqua

[treasurer@melbpc.org.au](mailto:treasurer@melbpc.org.au)

Secretary

Ian Rankin

[secretary@melbpc.org.au](mailto:secretary@melbpc.org.au)

Members

Yahya Abdal-Aziz

[yahya@melbpc.org.au](mailto:yahya@melbpc.org.au)

David Godfred

[davidgodster@gmail.com](mailto:davidgodster@gmail.com)

Phil Lew

[committee@melbpc.org.au](mailto:committee@melbpc.org.au)

Bob Traynor

[committee@melbpc.org.au](mailto:committee@melbpc.org.au)

Michael Andrus

[mjandrus@melbpc.org.au](mailto:mjandrus@melbpc.org.au)

Ian Wright

[committee@melbpc.org.au](mailto:committee@melbpc.org.au)

Peter Horsley

[committee@melbpc.org.au](mailto:committee@melbpc.org.au)

### ONLINE SERVICES

Melb PC BBS (4 lines, up to 28.8 kbps) 9553 0488

Internet Service Melbourne Local Access 9697 4000

Intranet Service Melbourne Local Access 9697 4004

Melb PC Home Page <http://www.melbpc.org.au>

Internet Services Page <http://www.melbpc.org.au/isp/>

Internet Help Service Page

<http://ihelp.melbpc.org.au/helpdesk/iuser/index.asp>

PC UPDATE MAGAZINE  
CLOSING DATE FOR MONTHLY  
SUBMISSIONS

**IS ALWAYS THE FIRST  
DAY OF THE PRECEDING  
MONTH**



### MELB PC PRESIDENT'S COLUMN MAY 2012



I AM VERY happy with the ways things are progressing at the club. Since last time, we have successfully booked our first ever gaming function with an expected attendance of 100 people. Currently we have 70 people booked, and the club is using this as a tool to modernise its membership and open gateways to future business. The overall cost, it is expected to incur a \$500 loss to breakeven. The committee greatly thanks Sean Clarke, Phil Lew and admin personnel, and those on the committee that have made this happen. Members are more than encouraged to come on the day and join in.

Michael Andrus, Claudio Bevilacqua, Mohan Gupta and Malcolm Dean having been working tirelessly on developing our new website. This new website brings a fresh new start to the club. The monthly magazine will be available free to download on the new site, a member only access area. This will bring down our cost from \$12,000 to \$4000. If any member would want to receive updates of the events held at SIGs they can soon check out this site and see an in to a new SIG Group interactive calendar. There is still plenty of work to do on this and I am very happy the way things are progressing to date. SIGs are very important to our group and there will be plenty of consultation with the SIG Conveners and members as well.

We have also been in discussion with another external supplier of broadband/fibre optic and this will allow Melbourne PC to sell ADSL, Mobile, Energy and other like products under its own name.

Now I have some unfortunate news to raise regarding corporate governance. I have personally witnessed unbecoming activities and action from committee members and I am now in the view that we need to implement corporate governance. This policy applies to MelbPC even if we are a not for profit entity.

In the next issue I hope all of these issues will be resolved and report that we can now work in productive and cohesive environment.

It has come to the committee's attention that our financials records are unclear. By the time you read this Claudio, our Treasurer is working with the office manager to resolve any incorrect records. This is a very serious matter and I will brief you with the progress in the following months.

PRESIDENT

Graeme Potter

[president@melbpc.org.au](mailto:president@melbpc.org.au)

### MELB PC EDITOR'S NOTE

MAY 2012



THIS WILL BE MY LAST report as editor of PCUPDATE as the committee has decided to transfer the production to an overseas company at a greatly reduced cost. This will be great for the group, as we will have two editions of the magazine, a print version for those members that like to keep a hard copy and a web version for those who like to read online and save the trees at the same time. I have enjoyed producing the last ten group magazines. This unpaid job has had the effect of significantly reducing the monthly costs, producing a net saving for the group of many thousands of dollars for the last ten editions. The current cost of production is still too high meaning that we must go to overseas production and printing to achieve lower costs.

It is most important that members can access the secure area of our website in order to read management committee minutes and financial reports. A member who joined the group when dial-up Internet was all the rage will have a **username** and **password** issued by the office.

If you do not have a password then please contact the office as soon as possible to rectify the situation. The username and password will give you access to an extra email address; this is a benefit of club membership at no extra cost to you.

The following web page grabs show how to access the secure committee section.

*See p.9 for screen shots.*

Perhaps our group motto of **"USERS HELPING USERS"** is no longer valid in this new world where the dollar rules and where technology is forever changing at a faster rate.

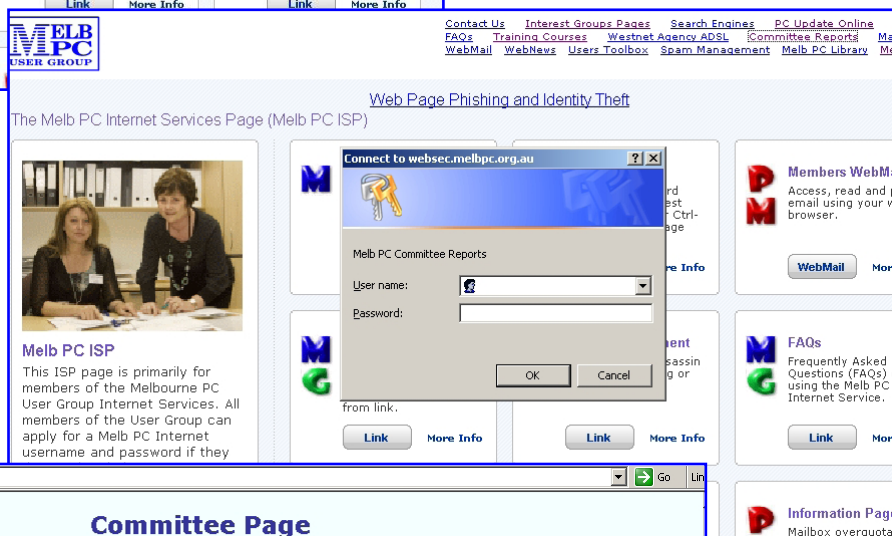
Perhaps in the near future our group will go virtual and all members and SIGs will be meeting in the "cloud" as ultra high-speed broadband becomes the norm.

Perhaps we will no longer require our clubrooms as all meetings will be streamed live over the Internet.

Finally I would like to send best wishes to all members for the future of our newly revamped magazine and to our group as a whole.

Roger Wragg  
**Editor and Vice President**  
[editorpc@melbpc.org.au](mailto:editorpc@melbpc.org.au)





## LETTERS TO THE EDITOR



## WE ARE LISTENING

I noticed an advert in the March Edition of PCUpdate by PUSolar (Claudio Bevilaqua of [www.pusolar.com.au](http://www.pusolar.com.au)) for domestic pv solar panel installation.

I am interested to know if any members have used this installer and their response/opinion. I'm not sure if this information is within the scope of the magazine or even available to members, but I thought I would ask anyway. Kind regards

Jeff Broadhurst MEMBER #38977

Roger thanks for the H/D erasure tip in PC Update March '12 edition.

I need to erase an old Win98 before ditching it, and I'm late-in-life to computers, although now feel "adequate" after 6 years on Win XP.

I've acquired the Monthly disc since noting your prompting, and eventually downloaded Hardwipe ok. I encountered some confusion when attempting to copy Hardwipe to blank CD, but eventually did so. After that, I exhibited the newly created disk on screen to ensure that it's contents mirrored the original download. It does, although I was just guessing that I should focus upon the "hwipe.exe" file and ignore the other 10 mostly .dll files (one of which is "hwsystem.exe". I've then taken my newly-created Hardwipe disc to my Win98 plodder, and found the target disc via

My Computer and the D drive (there being no Windows Explorer feature on my Win98). It all looked intact and available at that stage.

Then when I left-click on the hwipe.exe file a message box appears "D:\Hardwipe\hwipe.exe . A device attached to the system is not functioning", and a nano-second later that box is superimposed upon by a further box reading "Error starting program. This file (it names the file) expects a newer version of Windows. Upgrade your Windows Version".

Should I assume that Hardwipe isn't meant to work with very old PCs?

I'm sure it'll work when I need to get onto my XP PC, but I won't let Hardwipe anywhere near that for now, for fear I hit a wrong command when it's lying around on there.

I'm reporting this to you directly due to your underlining of the need for all users to attend to such matters in your March editorial.

I intend to remove and destroy the pesky HDD now, and feel good about the time I'll save fooling around with copies of D Ban and similar, not to mention the on-line videos which I found just as confusing.

Regards

Kevin Steele MEMBER # 46590

I emailed you last month regarding the difficulty I had with getting my disk drive to read the Magazine disk. This month - the April edition - was read perfectly by my drive, so thank you if you mentioned it to the people who make the disk.

Regards

Ross Evans MEMBER #7911

I have just managed to read the March newsletter on disk (not as easy as a printed copy). The Presidents update has me somewhat dismayed, is he really suggesting that the members pay a \$5.00 fee for a printed version of the newsletter!!!

Might I suggest that if he does this it will be the straw that will break the camels back.

The newsletter as it is has little value as it is full of non-learning items. The April newsletter is an example, not much to learn in this issue.

Not long ago the President suggested that the production cost could be met from advertisements, and produced at no cost to the club? What happened to this proposal?

I expected the president to expand on the newsletter price in the April issue, but no Presidents update in this issue.

I know that it is difficult to balance the production costs against members expectations, but the newsletter is the one thing that holds the club together, take it away and you will loose members.

The cost has always been included in member's fees. If members desire a printed version then you are suggesting that the fees to these members increase by \$5.00 per month?? That is a hefty increase (11 issues x \$5.00 = \$55.00) per year.

I suggest that this matter be given more thought.

Harold O'Brien MEMBER #25627

## Melbourne PC User Group Get Together

There is to be a function  
of the club at  
the San Marco In Lamis Club  
on the 19th May 2012



**Address is 149 Canning Street, Carlton 3053**

**The cost is \$40 for a 4-course meal**

**Commences at 7pm Neat casual**

**300 seats available**

**First come first served**



# MOBILE

# BROADBAND

# *INTERNET*

# *ON THE GO*



- **12 MONTH CONTRACT 1.5 GB DOWNLOAD PER MONTH** **\$210**
- **MODEM #3** **\$68**
- **SIM CARD** **\$5**
- **OPTIONAL AERIAL** **\$22**
- **POSTAGE** **\$5**
- **MICRO SIM TO SUIT IPAD/TABLETS** **\$10**

**POWERED BY OPTUS 3G NETWORK THAT PROVIDES 97% COVERAGE ACROSS AUSTRALIA**

**Services may not be available in all areas and connection speeds may vary. Broad band speed in only 3G areas. Maximum data allowance per month is 1.5 gig.**

**EMAIL: [office@melbpc.org.au](mailto:office@melbpc.org.au) PHONE: +61 3 9276 4000**





# Melb PC Internet Access Agreement

## Instructions

- \* Please read this entire access agreement first.
- \* Complete all fields in the Internet Service Application. This information is required for the system database. Incomplete applications will be returned.
- \* Enclose a cheque or authorise a debit against your charge card for the requisite amount as required. Send the form with payment to Melbourne PC User Group, Suite 26, Level 1, 479 Warrigal Road Moorabbin VIC 3189 or complete the downloadable form at <http://www.melbpc.org.au/agreement/internetaccess.pdf>

## A. Definitions

"Melb PC" means Melbourne PC User Group Incorporated or its assignee;

"Member" means a financial member of Melbourne PC User Group Inc. and includes:

- a) "Full Member" A person accepted into the Group after payment of the current full membership fee, or the related Student or Pensioner concession fee.
- b) "Family Member" A co-domiciled spouse, partner, child or relative of a full member accepted to participate in activities of the Group and use that full member's Internet account after payment of the Family Membership fee; "the subscriber" means the Melb PC full member who has accepted the Melb PC Internet Agreement and paid fees for the subscription period and includes both Full and Associate Internet subscribers. (see Level of Subscription.); "subscription period" means the period in advance for which the subscriber has paid in full, being one of the periods of subscription offered by Melb PC from time to time;

## B. Level of Subscription

Dial up Subscriber (requires payment of an Internet subscription fee in addition to the usual Melb PC membership fee)

Electronic Mail, Internet Newsgroups, International access to common Internet services.

Hosting of Home Page with disk storage of 20 MB available if required.

Charges: Annual Internet access fee \$120, subject to change from time to time.

Limits and Time Quota: Three hours access per day (non-cumulative) plus bonus time in non-peak periods.

Mail Quota: 10 MB on the Melb PC server. Excess mail may be bounced.

Wireless Subscriber (requires payment of an Internet subscription fee in addition to the usual Melb PC membership fee)

Electronic Mail, Internet Newsgroups, International access to common Internet services.

Hosting of Home Page with disk storage of 20 MB available if required.

Charges: Annual Internet access fee \$210, subject to change from time to time.

Data Limits: 1.5Gb access per month (non-cumulative). Service suspended if data limit exceeded until start of next month

Mail Quota: 10 MB on the Melb PC server. Excess mail may be bounced.

Associate Internet Subscriber (available to all Melb PC Full Members without charge)

Electronic Mail, Internet Newsgroups, Intranet (local Internet) access.

Charges: Free to all Melb PC full members but subject to revision at any future time.

Limits and Time Quota: 30 minutes access per day (non-cumulative) on Dial up system only plus bonus time when available.

Mail Quota: 10 MB on the Melb PC server. Excess mail may be bounced.

## C. Description of Service

General:

- Melbourne PC User Group Inc. A0003293V (Melb PC) Internet Service network (the Network) is a service owned and operated by Melb PC for its members. It is a subscriber-funded service administered by the Internet Management Subcommittee (the subcommittee).
- Function of the Melb PC Network: The primary function of the Network is to support the free transfer of information to and from Melb PC members and the International community, subject to the terms of this agreement.
- Standard Service: PPP accounts.
- Access Software: The subscriber will need to acquire suitable mail, news and Web software from our shareware library or other resources. However, Melb PC makes available a configuration kit that automates this process for those who require it.
- Accounts: Accounts are issued only to individuals, not company names. Melb PC may reject an application without stating a reason.
- Support: Volunteers offer their help in local newsgroups and via an Internet Help team with interaction through Web Boards, e-mail and direct telephone support.
- Training: Melb PC offers training courses to assist in the use of this service.
- Duration: The subscription to the Network is for one year from the date of acceptance. It automatically terminates upon expiry of membership of Melb PC if that occurs earlier.
- Acknowledgment: Successful applicants will include individuals whose forms are correctly filled out and whose funds have been transferred to the Melb PC bank account.
- Net Etiquette: Melb PC endorses adherence to ("Net etiquette" or "Netiquette") as deemed by the subcommittee from time to time and to prevailing International standards widely accepted as suitable behaviour for using the Internet.

## D. Terms of Agreement

1. The subscriber asks Melb PC to provide a level of Internet access and Melb PC agrees to do so.
2. This agreement starts when an authorised officer of Melb PC has executed it and Melb PC has received cleared payment for the subscription period.
3. Subject to the early termination clauses of this agreement and to clause 4, this agreement continues until the end of the subscription period or the subscriber ceases to be a member of Melb PC.
4. If the subscriber renews this agreement for a further subscription period, this agreement applies to the renewed subscription period unless the parties agree otherwise in writing.
5. The subscriber acknowledges that:
  - a. Continuity and speed of the Internet access depends on a wide range of factors, many of which are beyond the control of Melb PC;
  - b. Melb PC has no control over the accuracy or appropriateness of any information on the Internet;
  - c. Melb PC is not responsible for any material available on the Internet;
  - d. The subscriber's Internet access may be interrupted by equipment failure, the need for routine maintenance, peak demand and so on;
  - e. Melb PC cannot guarantee that the subscriber will be able to secure access at any given time, or that fluctuations in demand by other subscribers will not prevent the subscriber from using the full amount of the maximum daily time allowance on any given day.
  - f. Melb PC cannot guarantee that subscribers' home pages will always be available.
  - g. Dial up and **Wireless Internet Subscribers are responsible for writing and uploading their own home pages and keeping backup copies of same.** Melb PC does not back up these home pages. Subscribers will need to reload their own home pages in the event that the Melb PC facilities suffer any data loss.
  - h. The right to publish and communicate using home pages is granted to full Internet subscribers in the spirit of user group activities of sharing and furthering the computing experience. The quality of the Melb PC Internet service will be protected by Melb PC reserving its right to suspend the access to any publications of a subscriber who generates a disproportionate amount of Internet traffic.
6. Subject to matters of the kind referred to in the previous clause and to the subscriber's access limits, Melb PC will use its best endeavours to keep Internet access available continuously and to allow the subscriber to have access for the current daily time allowance as set from time to time.
7. The subscriber will indemnify Melb PC against any liability, claim, action, suit, demand, loss, cost or expense arising out of or in any way connected with this agreement or Internet access, including without limitation any negligence by Melb PC, its servants or agents.
8. The subscriber will pay fees according to Melb PC's standard pricing list from time to time, and a copy of the list certified by an officer of Melb PC is conclusive evidence of the prices applicable at any time.
9. Any notice given about any matter concerning this agreement may be given by clicking an accept button following the display of the agreement on a web page, by fax, e-mail or post at the last fax number, e-mail or postal address notified to the sender and is deemed to have been received at the time when it would have arrived in the ordinary course of the relevant type of transmission.
10. Melb PC may change any term of this Agreement or make additional rules at any time by means of notification delivered in accordance with clause 9. Subscriber may refuse to accept any such change and terminate his or her Internet access and receive a pro-rata refund for any paid subscription if a request to this effect is received within 14 days from the deemed receipt date of a notice of changes. Should a subscriber continue to keep using the service past the date of the notice deemed received as described in clause 9, the subscriber shall be deemed to accept the changes. A copy of the rules certified by an officer of Melb PC is conclusive evidence of the rules applicable at any time. The rules from time to time will apply as if they were set out in full as terms of this agreement.
11. The subscriber must not deliberately or recklessly do anything that damages Melb PC's equipment, software, setup or services.
12. The subscriber must not use Internet access to annoy, harass or harm other Internet users including sending of viruses either wittingly or unwittingly, and the sending of spam or unsolicited bulk e-mail.
13. The subscriber must not use Internet access for any unlawful purpose or in any unlawful manner.
14. Melb PC does not review any publications or communication and does not verify, endorse, or otherwise take responsibility for the content of same.
15. Subscribers are legally responsible for their own publications and communications.
16. The subscriber will keep safe and confidential any access numbers, codes or passwords allotted to them by Melb PC and notify Melb PC without delay of any compromise of that information.
17. Melb PC may suspend or terminate the subscriber's Internet access immediately if the subscriber breaches this agreement wittingly or unwittingly or fails to promptly pay any money owed to Melb PC, or ceases to be a member of Melb PC.
18. Subject to clause 17, either party may terminate this agreement by 14 days notice to the other save that Melb PC must not terminate this agreement while the subscriber has credit for advance payment of fees without refunding a pro rata part of those fees or making alternative Internet access arrangements for the subscriber, and termination by the subscriber does not affect any debt owed to Melb PC at the time of termination.
19. Melb PC may delete without notice any material found on its storage disks without giving any reason for doing so.
20. Melb PC may make and keep any record it requires for the purpose of this agreement or the rules or for the operation of its services or as required by the law or its officers.
21. The subscriber must not transfer, sell or share Internet access rights, or allow the account to be used by any other person, other than those Melb PC Family Members who are listed on this application and have paid the relevant charges.
22. The user's last name must be displayed in all e-mail and news messages. The user's first name or initials may be displayed as desired.
23. Commercial traffic, in the form of private messages and advertisements in newsgroups designated for that purpose, is permitted within the bounds of Net etiquette.
24. The "Organization:" field in private e-mail or public newsgroup article headers must always be Melbourne PC User Group, Australia, the name of the service provider. Any other organisation or business name is permitted only in the four-line (maximum) "signature" text that is optionally inserted at the end of the message or article.
25. The "From:" field used in e-mail and news messages may be the Melb PC assigned e-mail address, e.g. [j.jones@melbpc.org.au](mailto:j.jones@melbpc.org.au) or a "spam-trap" address, e.g. [j.jones@notspam.org.au](mailto:j.jones@notspam.org.au) or, subject to Clause 22 an external address, e.g. [j.jones@hotmail.com](mailto:j.jones@hotmail.com).
26. Melb PC may assign its rights and obligations to full Internet Subscribers under this agreement to an Internet access provider that is of equal standard to Melb PC, and after notice of assignment is given to the subscriber, this agreement shall have operation as if it had been entered into between the assignee and the subscriber and Melb PC's rights (except for its right to recover any money owed to it immediately before the assignment) and obligations under this agreement shall be at an end. Services to Associate Internet Subscribers shall be limited to the period Melb PC is able to provide them from its own resources.
27. The parties submit to the law of Victoria, Australia in relation to any the interpretation of this agreement, or any dispute arising out of it.
28. To the extent permitted by law and except as expressly provided to the contrary in this Agreement, all warranties whether express, implied, statutory or otherwise, relating in any way to the subject matter of this Agreement or to this Agreement generally, are excluded. Where legislation implies in this Agreement any condition or warranty and that legislation avoids or prohibits provisions in a contract excluding or modifying the application of or the exercise of or liability under such term, such term shall be deemed to be included in this Agreement. However, the liability of Melb PC for any breach of such term shall be limited, at the option of Melb PC, to any one or more of the following: if the breach related to goods: the replacement of the goods or the supply of equivalent goods; the repair of such goods; the payment of the cost of replacing the goods or of acquiring equivalent goods; or the payment of the cost of having the goods repaired; and if the breach relates to services the supplying of the services again; or the payment of the cost of having the services supplied again. To the extent permitted by law and except as expressly provided to the contrary in this Agreement Melb PC shall not be under any liability (contractual, tortious or otherwise) to subscriber in respect of any loss or damage (save for only personal injury and death) howsoever caused, which may be suffered or incurred or which may arise directly or indirectly in respect to the supply of goods or services pursuant to this Agreement or the act, failure or omission of Melb PC.
29. Accounts may be suspended without notice to stop transmission of network packets that threaten or have the potential to threaten the security or normal operation of any computer or device on the local or wider network. Such packets are categorised solely by the Internet Management Subcommittee. Users of accounts suspended without notice will be advised by telephone or writing within two working days of the nature of the packets originating from their account. Lifting of the suspension will require the registered account holder to provide evidence of confirmed action being taken to prevent further the transmission of such threatening or potentially threatening packets.
30. The Description of Service, Internet Access Agreement, and the services as described on this application form constitute the entire agreement between the parties, and neither of them relies on any term, condition, warranty, collateral contract, representation or promise not set out in those parts of these forms.
31. Authorised by Melb PC Executive 1st June 2011.



## APPLICATION FOR MOBILE BROADBAND DATA

MAXIMUM 1.5 GB PER MONTH WITH NO EXCESS CHARGE, RENEWED 1<sup>ST</sup> EVERY MONTH.

Membership Number .....

Name .....

Address .....

.....

.....post code .....

Phone .....B/H.....A/H

Mobile.....Email.....

<b>12 Month Contract 1.5 GB download per month</b>	<b>\$210.00</b>
<b>Modem #3</b>	<b>\$68.00</b>
<b>Sim Card to suit Modem</b>	<b>\$5.00</b>
<b>Aerial to suit Modem (optional)</b>	<b>\$22.00</b>
<b>Postage (n/a for Micro Sims)</b>	<b>\$5.00</b>
<b>MICRO Sim to suit IPAD/Tablets (no modem required)</b>	<b>\$10.00</b>
<b>Sub Total</b>	
<b>Less credit on Dialup (Please contact the office)</b>	
<b>TOTAL</b>	

Signature .....

(Please read the terms & conditions on reverse page)

Pay by:    Cheque ☐    Cash ☐    Credit Card ☐

Credit Card Number

.....

Expiry Date ...../...../.....





**WIN  
THESE RAFFLE  
PRIZES AT THE  
MONTHLY MEETING**







## What's On In May 2012

JS12

Sunday	Monday	Tuesday	Wednesday	Thursday	Friday	Saturday
<div>Have A Question Post It On <a href="http://groups.melbpc.org.au/~anywhere/">http://groups.melbpc.org.au/~anywhere/</a></div>		<div>1 North East Genealogy (10am - 12.45pm)  Programming MS Excel with VBA 2003-07-10 (session 1 of 2)</div>	<div>2 Monthly Meeting Moorabbin 7pm Sharp  and afterwards the WAFFLE SIG  Video Production (Sony Vegas 10am)</div>	<div>3 AdobeVideo (2pm)  Ballarat (7.30pm - 9.45pm)  Sunbury Daytime (New Users 9.30am)  Introduction to Android (session 1 of 2)</div>	<div>4 Essendon (Main Meeting 9.30am)  Multimedia (MHE) (Wadham House 10am)</div>	<div>5 Beginning HTML and XHTML  Cascading Style Sheets</div>
		Melb PC Committee				
<div>6</div>	<div>7 Windows (6.30pm - 9pm) Peninsula (Main Meeting 7pm)  Introduction to Quickbooks (session 1 of 2)  Prog' MS Excel with VBA 03-07-10 (session 1 of 3)</div>	<div>8 Everything Apple (2pm - 4pm) WASINT (10.30am - 12.30pm) New Users East (7.30pm - 10pm) Programming MS Excel with VBA 2003-07-10 (session 2 of 2) Database Driven Websites with MySQL and PHP (session 1 of 2)</div>	<div>9 Communications (7pm - 9.30pm) Microcontroller (7pm - 9.30pm)  Video Production (Corel / ULead 10am)  East (7.30pm - 10pm) Windows Prog' Level 3 with C++ Builder 2010</div>	<div>10 E-Book (7pm - 9.30pm) NeDay GIG (Photography - Digital Imaging 10am)  Sunbury Daytime (New Users 9.30am)  Introduction to Android (session 2 of 2)</div>	<div>11 Casey PC (Hampton Park 12.30pm - 3pm) Essendon (PC Basics 9.30am)  Ripper (Hardware Wadham House 10am)</div>	<div>12 Making Money On The Internet (10am - 12noon)  Microcontroller Workshop (11am - 4pm)  Database Driven Websites with MySQL and PHP</div>
<div>13 East Workshop (10am - 2pm)</div>	<div>14 Access (6.30pm - 8.30pm) Linux (6.30pm - 9pm) Peninsula (New Users 4pm) Wyndham (General 7.30pm - 9.30pm) Introduction to Quickbooks (session 2 of 2) Prog' MS Excel with VBA 03-07-10 (session 2 of 3)</div>	<div>15 Windows Advanced (Deploying and Managing Networks 7pm) Wyndham (Multimedia 7.30pm)  Database Driven Websites with MySQL and PHP (session 2 of 2)  Advanced MS Excel 2003-07-10 (session 1 of 2)</div>	<div>16 Android (Ivanhoe 10am)    Melb PC Marketing (sub-committee 7.30pm)</div>	<div>17 Music (7.30pm - 9.30pm) Bayside (Main meeting 10am) Sunbury Daytime (General Meeting 9.30am)</div>	<div>18 Essendon (Advanced Users 9.30am) Ripper (Digital Photo W'shop Wadham House 10am)</div>	<div>19 Video Editing with Corel VideoStudio</div>
<div>20 MACE (10am - 2pm) Beginners East (10am - 12.30pm) Genealogy (1pm - 3.30pm) Macedon Ranges (Gisborne 2pm - 4pm)</div>	<div>21 Graphics (7pm - 9.30pm) Nth Subs Linux (7.30pm - 9.30pm) Peninsula (Main Meeting 9.30am Graphics 12.30pm Genealogy 2.30pm) Prog' MS Excel with VBA 03-07-10 (session 3 of 3)</div>	<div>22 Programming (6.30pm - 9pm) North East (Evening 7.30pm - 9.30pm) Yarra Ranges (Meeting 9.15am Workshop 11.30am) Advanced MS Excel 2003-07-10 (session 2 of 2)</div>	<div>23 Video Production (Pinnacle 9.30am) West (7pm - 9.30pm)  Exploring Windows 7 (session 1 of 2)</div>	<div>24 WMAF Group (7.30pm - 9.30pm) Sunbury Daytime (Maintenance 9.30am. Meeting also held on a 5th Thursday)  Writing Android Applications (session 1 of 2)</div>	<div>25 Retired and Interested Persons (known as Ripper 10am) Casey Workshop (Hampton Park 10am - 12.30pm) Essendon (Check website for meeting details. 9.30am)  Build a Website with Dreamweaver (session 1 of 2)</div>	<div>26 Microcontroller Workshop (11am - 4pm)  Computing for Beginners with Windows XP</div>
<div>27</div>	<div>28 Peninsula (New Users 4pm Add Music To Your Computer) Video Inner East (Balwyn 7pm - 9.30pm)  Advanced MS Excel 2003-07-10 (session 1 of 3)</div>	<div>29 Advanced MS Word 2003-07-10 (session 1 of 2)</div>	<div>30 Exploring Windows 7 (session 2 of 2)</div>	<div>31 Writing Android Applications (session 2 of 2)</div>	Full details of "Special Interest Group" activities, meeting times and training course information in the magazine.	
<div>Colour Codes Black: SIG meetings held at Moorabbin. Blue: SIG meetings held at other locations. Red: Melb PC training courses. Yellow Box: No SIG meeting.</div>						



### MELBOURNE PC USER GROUP MONTHLY

**MEETING WEDNESDAY MAY 2, 2012 AT 7:00 PM**

MelbPC Headquarters, 479 Warrigal Road, Moorabbin.  
(Corner Cochranes Rd)

Melbourne PC User Group  
Monthly Meeting  
Wednesday May 2, 2012  
at 7:00 pm

#### Random Access

Of course we always start with your chance to talk – and ask the questions about the problems your computers have been giving you all month! Write them down and bring them in so you can ask our experts **Barry Martin** and your fellow members, in the **Random Access** segment.

As always brilliant Prizes will be given away after the break, in our raffle.

#### WAFFLE SIG

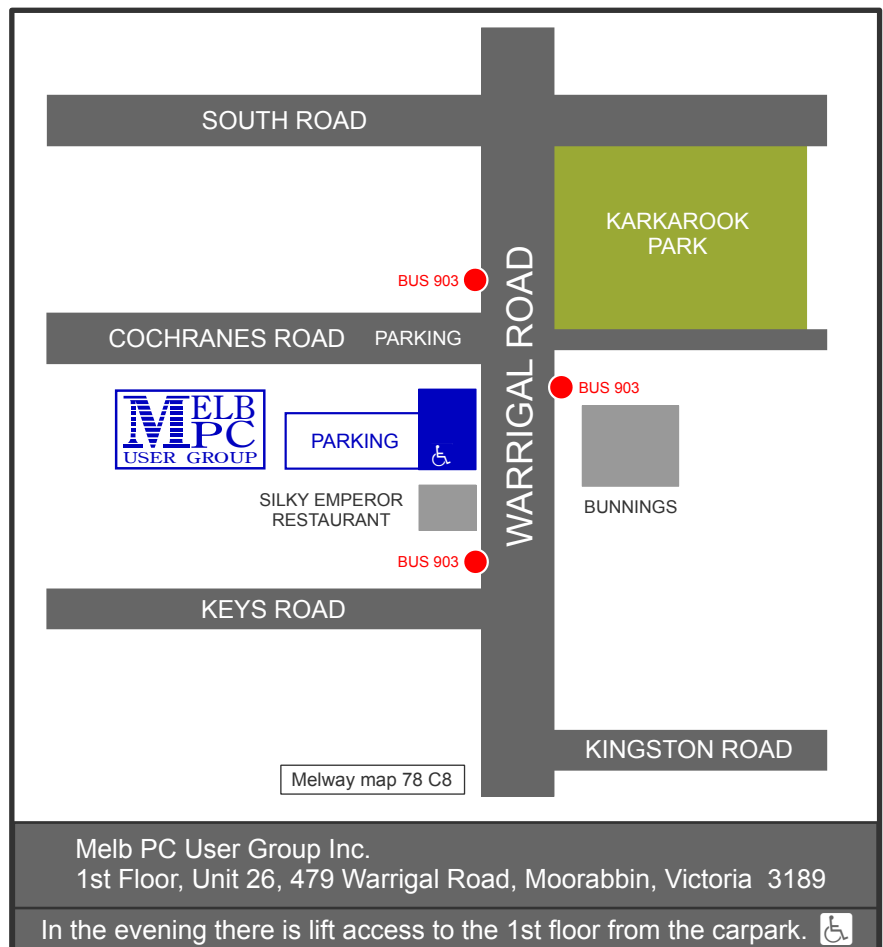
*Following the meeting, the "WAFFLE"*

(Wine And Fine Food Event)

- ie supper, at a budget cost, BYO (wine) or buy, will be at **La PORCHETTA**, 1017 Centre Rd, just west of Warrigal Rd, next to Red Rooster & the Car Wash. Melway map 78/D2. (Note change of venue). Patrons are welcome for coffee only. Plenty of car parking. How-to-get-there sketch maps will be available at the meeting.

...  
**NOTE:**

**CHECK THE MELB PC WEBSITE  
FOR THE LATEST INFORMATION**



**[www.melbpc.org.au](http://www.melbpc.org.au)**



Member Offer - \$100 off for 1.5kw to 2.66kw  
\$200 off for 3.04kw plus  
Refer a Non Member and receive the discount direct.



Claudio Bevilacqua  
Phone 0449970597  
[www.pusolar.com](http://www.pusolar.com)  
Accreditation A5642935 (Clean Energy Council)

## TAKING YOUR MELBPC ADDRESS WITH YOU WHEN YOU MOVE

### EMAIL ISSUES

Article by CEDRIC WYNDHAM

Taking Your MelbPC Address With You When You Move

DID YOU REALISE YOU CAN TAKE YOUR CLUB EMAIL ADDRESS WITH YOU WHEN CHANGE INTERNET SERVICE PROVIDERS? Many members don't know this.

IF YOU MOVE from the club's dial-up service to broadband with Westnet or another Internet Service Provider they will immediately give you a free email address using their domain (eg <j.blogs@westnet.com.au> or <j.blogs@bigpond.net.au> or etc). They do this to tie you to them - if you have to notify everyone of your new address every time you change ISP that is a big incentive to remain with your current ISP. By all means use the ISP of your choice, but retain Associate membership of the club and use your club email address instead of the one your ISP gives you - then it will be no trouble to change ISP in a few years time when your current ISP's service deteriorates.

This brings me to another concept, the incoming and outgoing server addresses. When you set up your email software you have to enter both addresses. The outgoing server address is used to locate the ISP the message will go through, ie it is your ISP. The address might look like <smtp.yourISP.com.au> or <mail.yourISP.org.au>, if your service is dial-up or ADSL (commonly referred to as broadband). The signal in both dial-up and broadband use the telephone line for to travel to or from your house to the outside world (or ADSL might use an optic cable instead).

If your Internet connection is wireless (ie a wireless signal travels from your house to a mobile phone tower [link to footnote1]) the outgoing server may have a different format, eg the club's service uses <rely.wcg.net.au>, which doesn't give any clue that it is an address for an MPC service using the Optus hardware. If you are configuring a mobile device, set-up might be more complex again, especially for android devices - speak to your retailer or check the manufacturer's user manual for instructions on setting up mail.

The incoming server address is not the server providing your Internet connection, but the server holding your mail. To retrieve mail from your club address, your incoming server is <popa.melbpc.org.au>, regardless of whom provides your Internet service. If you visit a friend, or stay in a motel, and want to send and receive mail using their Internet service, you must change your outgoing server setting within your mail program (Outlook, Outlook Express, Thunderbird, WinMail, etc) to their service, but the incoming server remains the same.

The exception to this is some forms of wireless service. I have a Telstra HSDPA USB modem, and can both send and receive email leaving my mail program configured for mail via Westnet's service.

## ARTICLE EMAIL ISSUES by CEDRIC WYNDHAM



To insert these settings in Microsoft Outlook 2000 (I hope more recent versions use the same menus) select Tools>Accounts and click the Mail tab. If you want to set up a new account, then choose Add and enter the requested information. If changing an existing account select the account, choose properties and the Server tab to display server settings.

In Thunderbird, in the Tools menu choose Account Settings.

This will bring up the New Account setup in the Account Wizard. Choose email account for type, and setting up is straightforward. In other mail programs setting up the account is usually done in the Tools>Accounts or Tools>Options menu. I could use a lot of space describing all the other email programs in use, but instead just use a search engine like Google to find instructions for your program. Alternately, use the Help menu in the program, to find how to set it up.

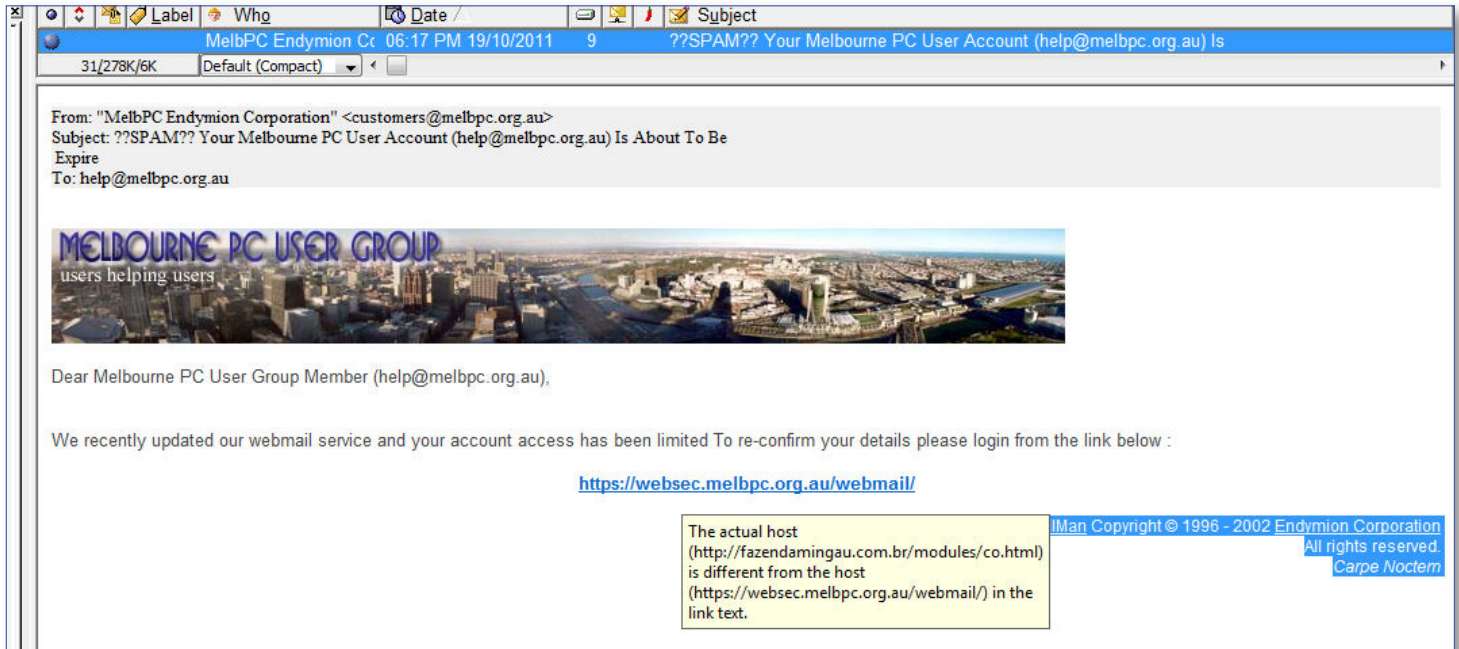
Most email programs allow you to set up more than one account.

If you do, make sure you designate one as the Dominant account - this will be the one that appears on your outgoing emails, so will be the address your friends know and use. But when writing an email you select another address to appear in the from box.



## SPAM AND MALWARE

The Office and Help team are constantly receiving inquiries from members about fake emails. Recently I have received the message shown in Figure 2.



Looks like it came from the club doesn't it? In fact it is very easy for spammers to copy this picture and put it on their spam message. But look carefully at the text in that box. My browser displayed this warning as soon as I held my mouse over the link (note I said held, I didn't click). The warning reads:

The actual host (<http://fazendamingau.com.br/modules/co.html>) is different from the host (<https://websec.melbpc.org.au/webmail/>) in the link text.

Legitimate web-pages sometimes display a link address (as in Figure 3) that differs from the underlying address, so just the fact of difference doesn't prove this is Malware, but such a warning certainly tells you to be careful and check things out before you click on that link. Be even more suspicious if the underlying address is a website you don't know.

In the above paragraph I referred to links in both email and web-pages. A good rule is never click on a link in an incoming email - regardless of whom the email came from. If a web-page contains a link, think before clicking on it (eg is it a trusted web-page, and when you hover the mouse over the link, does your browser display a warning, etc?).

Another "Red Flag" in links is a numerical address. I recently saw a link to <http://208.109.196.29/onyloin.php?ecaprofID=128>. One rating site classified this one as suspicious, but I haven't personally determined if it is a dangerous site - I just regard it as suspicious, ie avoid that link, even if in a web-page. But most times a numerical link will be in an email rather than a web-page, so the "don't touch links in emails" rule means you will avoid it regardless of the address anyway.

### ARTICLE EMAIL ISSUES by CEDRIC WYNDHAM

Professional spammers find it very easy to put whatever they want in the “from” box of an e-mail, and they might have harvested Aunt Maggie’s e-mail address from a forum where she posted a message, or from a computer with inadequate security. The computer with inadequate security might be Aunt Maggie’s, or the computer of anyone else who ever received and saved a message from Aunt Maggie, or had her address in their email address book. And of course faking of “from” address can include spam that indicates it came from you. Hence my recommendation above that you don’t touch links even if you trust the person who sent the email.

MelbPC routinely sends out emails notifying members of the next monthly meeting, and SIG convenors send similar messages about their meetings to members who have given them their address. But the club does not use email to collect personal information, in fact a message from the club would never ask for a reply with information (I say the club, obviously individual members whose email address is the club’s domain do this in messages to friends). So if a message from the club asks for a reply or contains a link, assume it didn’t come from the club until you prove otherwise.

So why doesn’t the club email a warning to every member every time we become aware of spam masquerading as a message from the club? For numerous reasons:

- many of these spam only go to a few members, so we may not know about it
- many members do not want their Inbox flooded with warnings from us about spam (and every member’s inbox would be seriously flooded if we sent a warning every time our servers receive such spam)
- by the time someone writes and sends a warning it will probably be too late
- we probably don’t have a volunteer with the time to do this, etc

The only safe cure is for members to use safe computing practices themselves.

Another message I heard about recently was an e-mail offering a download of Windows 8. Instead, the download link ran quite a nasty virus, which disabled Windows. Yet another common one notifies you that your mailbox is nearly full, or a notice like the following:

This is to your notice that due to the incesant rate of spam mails, We are currently upgrading our database and e-mail center and this is our final notification to you.we have sent several messages to you without response.

Click here to UPDATE YOUR ACCOUNT.

Thanks for your understanding.

Unfortunately spammers (now-days they are often criminals who are out to defraud you) are very clever at composing text that will induce the reader to respond. Once more, never click on a link in an incoming email, especially if from an unknown source, but also not even if you think you know who sent you the email. If you want to look up a web-page mentioned in an email, open your browser and type the address into the address bar, or better still into the search box, then when the results appear hold you mouse over the wanted result. These days most decent browsers are backed up by lists of suspicious web-sites, and will display a warning if you hold the mouse over such an address. And never reply to an incoming email (eg claiming to come from your bank) and enter personal information such as passwords, account numbers, etc. Instead, open your browser, and then from it open your bank’s (or whatever site) login page.

## ARTICLE EMAIL ISSUES by CEDRIC WYNDHAM

Another characteristic of much spam is poor English. A club member recently received the following:

Dear Web Mail User,

This message is from the Information Technology Service (ITS) to all our webmail users. We are currently upgrading our data base and e-mail center as well deleting all unused Web Mail account to create more space for new accounts. In order not to be suspended, you will have to update your account by providing the information listed below:

Enter Your WebMail Information Below:

Username:.....

Password:.....

Re-Confirm Password:.....

This message is asking for sensitive information, so is almost certainly spam. But note the phrase "Web Mail account to" in the above - clearly the word "account" should be plural. Hopefully legitimate messages don't contain basic grammatical and spelling errors.

Another good place on the Internet to find criminals are job advertisements. If the job is too good to be true, it really might be too good to be true! For example, data entry jobs can be disguised so you don't realise you are entering bank account details and amounts for transfer to offshore untraceable accounts, ie you are money laundering. These jobs offer good pay and they do deliver this pay. But the job's attractions wane about the time the Police pay a visit!

If you use a Melbourne PC mail address, "Spam Assassin" filters all incoming mail. No spam filter is perfect, but this one is quite good. Spam Assassin adds the word "SPAM" to the subject line of any email that achieves a pre-set score, and it deletes messages before you see them if they reach a higher pre-set score. So if the word SPAM is in the subject line of a message you received, be wary. Also, you can change the settings. From <<http://www.melbpc.org.au/isp/>> click the Spam Management link, 3rd row of links at top right of screen. Then login and you will see:-

login : b.rubble		
Enable Spam Protection:	Yes <input type="button" value="v"/>	Enabled / Disable Spam protection.
Spam Marking Level:	5 <input type="button" value="v"/> ( START with 5 )	Email scoring above this level is marked with ??SPAM?? being included in the subject of the email. You may decrease this mark value to a minimum of 1. Decreasing this value will increase the amount of mail marked with ??SPAM??, but increase the probability of non-spam email being marked. All marked emails below the delete score (see below) are delivered to your mailbox.
Spam Deletion Level:	14 <input type="button" value="v"/> ( START with 15 )	Set this value ONLY if you wish to DELETE EMAIL considered spam. Email scoring above this level WILL BE DELETED on the server (and cannot be recovered). A value of 15 is conservative and the risk of deleting non-spam email low. With increasing risk of deleting non-spam email, you may decrease this value to 5. Set this to OFF to never delete email on the server. A mark level LOWER than the deletion level is recommended so the accuracy of email marked with ??SPAM??, may be seen.
<input type="button" value="Update Details"/>		

### ARTICLE *EMAIL ISSUES* by CEDRIC WYNDHAM

If too many legitimate messages have a spam marking, increase the Spam Marking level, if too many spam are unmarked reduce it. If the occasional legitimate incoming message is deleted before you see it, increase the delete level, if too many spam arrive (either with or without spam marking) reduce the delete level, but be careful when reducing the delete level - once deleted the message can't be recovered.

Another spam management tool is to use White lists and Black lists. This spam control option is more controversial, because it is very easy to black-list a legitimate address that has been "spoofed", ie someone has harvested Aunt Maggie's address, then sent you something you recognised as Spam, and you therefore black-listed Aunt Maggie. To open these lists use the link at the top right of the Spam Assassin screen. However, I use MailWasher rather than Spam Assassin to look at my mail before I download it. I also inspect all addresses before black-listing them in Mailwasher. It will often show a message that a particular address has been blacklisted. Leave all such messages ticked for deletion, run MailWasher, and they have gone without ever entering your computer.

While I have not used it, I am told Phishing e-mails can be forwarded to an ACMA address. Also, some organisations (e.g. ATO, eBay, PayPal) have addresses where you can forward Phishing e-mails that claim to come from them. Hopefully they will make some attempt to identify the sender, and shut him down.

While on security issues, have you seen forums that canvas the idea that anti-virus software is unnecessary? My view is that such practices might be OK for computing professionals, who will probably use other methods to protect themselves from Malware, but I recommend you use anti-virus software. Which one is a topic for another article?

### EMAIL ADDRESSES

While on the subject of email, we do not know the address of many of our members, so cannot contact you other than by snail mail (not only slow, but time consuming for the Office staff, and expensive). We know MPC usernames for about 40% of members, but of course we don't know if you are using your MPC address. We only know valid email addresses for 20% of the membership, and some of those addresses are obsolete. We would value members advising their current preferred address. If you don't receive an email each month about the monthly meeting we probably don't know your current address!

[Footnote1: Don't confuse a wireless LAN (local area network) that connects various devices within your house, with a wireless Internet service that connects your computer to the Internet by using the mobile phone towers. Of course many people combine the two - they use a wireless USB modem in their laptop to connect to the router via the LAN (also referred to as 802.11 or WiFi service), which then connects to the Internet via a wireless modem using mobile phone towers. Another bit of confusion is that some people talk about broadband when they mean wireless Internet. The term Broadband is used more correctly to refer to a DSL service that uses the telephone wires to connect to the outside world (Internet) (ADSL indicates asynchronous DSL, or the less common synchronous DSL).]



## WIRELESS SURVEILLANCE CAMERA (DCS-930L)

Article by *GEORGE SKARBEEK*

THE LOW COST 930L surveillance camera is easy to setup, and it is very easy to view its image from any browser, anywhere in the world or on smart phones or tablets. It is not great in very low light.



### DETAILS



The installation for the D-Link Wireless N Network Camera (DCS-930L) is very easy. You have to plug in the camera to your router by the supplied Ethernet cable and run the installation wizard from the supplied CD. The wizard will perform the required installation, provide a path through the firewall, identifying the camera with your network, then re-booting the camera to update the hardware in your camera to make everything work. Then you have to create a free mydlink account in order to log on and view your surveillance stream.

All these steps are quite easy and most moderately experienced users should be able to make the surveillance work on their computer.

This camera has a microphone as well so you can hear any conversation in the room that is being monitored.

In order to view the surveillance just log onto your mydlink account from any computer or smart phone from anywhere in the world that is connected to the Internet and you can see what the camera sees. There are free apps for Android or an iPad device. I tested both and both work well. All devices can capture images.

The specs claim that you can view in a light intensity of 1 Lux (approximately that of a full moon on a clear sky). However, with such low light it was almost impossible to recognise a moving figure. D-link sells an Infrared model which will produce images in total darkness.

The 930L camera can use the Ethernet port to connect to a specific computer but its real value is in using the WiFi router in your home or office to stream the images.

The attached photo shows the view on an Android tablet and the back of the 930L in my living room. Although the tablet is only a few centimetres away, the image is sent to a D-Link server in the cloud and I have logged on the mydlink account with my ID and password to see the image. The quality will be the same if you log on from the other side of the world.

With the additional software provided on the CD it is possible to configure the camera as a motion detection device that will e-mail you a photo of whatever movement triggers the camera. It is also possible to set it to record the video automatically at certain hours. However, the configuration of these advanced features is awkward and not aimed at computer beginners.

## ARTICLE DCS-930L by GEORGE SKARBEK



Street price is about \$80 for the 930L and about \$120 for the IR model which will work in total darkness. In this mode only black and white images are possible.

However, Centre Com has a great bargain. In the March 2012 catalogue, if you purchase a D-Link ADSL2+ wireless modem, the DSL-2730B with a RRP of \$99, for \$59 you will also receive a 930L surveillance camera by redemption. For this price any home of small business who is considering some form of surveillance and does not have a wireless router could taking up this offer.

*Photos by George Skarbek*





## USING **SANDBOXIE** TO SAFELY BROWSE THE INTERNET BASED ON VER 3.60 [www.sandboxie.com](http://www.sandboxie.com)

by JIM McKNIGHT, DIRECTOR, LOS ANGELES COMPUTER SOCIETY, CALIFORNIA

December 2011 Issue, User Friendly

[www.jimopi.net](http://www.jimopi.net)

[jim.mcknight \(at\) lacspc.org](mailto:jim.mcknight@lacspc.org)



### GENERAL:

ONCE SANDBOXIE is set up, all you have to do is click the Sandboxie Icon on the desktop and your regular Internet Browser opens safely in a sandbox.

Sandboxie uses your regular Internet Browser to go on the Internet without the fear that you will be tricked into infecting your PC by malicious websites, or by infected downloads.

Although Sandboxie does some amazing things with many kinds of programs, this article focuses on using the Sandboxie program to make your Internet browsing safe from malware infections.

The tips in this article are for the FREE version of Sandboxie. The paid version offers many bells and whistles, but for safe Internet browsing, the FREE version is adequate.

Be aware that some programs do not play well with Sandboxie. For details, see:

<http://www.sandboxie.com/index.php?KnownConflicts>

NAG SCREEN: The only downside to the FREE version of Sandboxie is that 30 days after installation, a Nag screen pops up most every time you use it with a 5 second delay telling you that the Nag delay will go away permanently if you buy Sandboxie. (Currently about \$42.00 for a lifetime license that works for all your PC's (as an Individual owner).

### HELP AND TUTORIALS:

For an overview of what a sandbox is, go to the <http://www.sandboxie.com> home page.

Also see the Sandboxie Help pages at: <http://www.sandboxie.com/index.php?HelpTopics>

See this Tutorial video set (3 parts; About 20 min total). It is very good:

<http://www.securitytube.net/video/578>

You can get to the 6-part "Getting Started" tutorial for the Sandboxie program at any time as follows: (Double-click the Sandboxie Control Icon on the Task bar > Help > Getting Started Tutorial)



### ARTICLE *SANDBOXIE* by JIM McKNIGHT

#### DOWNLOAD AND INSTALL SANDBOXIE

You can download the SANDBOXIE program from: <http://www.sandboxie.com>

During the installation, you may be notified of software compatibility conflicts between Sandboxie and some other program/s. You will be asked to give permission to automatically change some configuration settings to fix it. Just click OK. Note: You can get to this screen anytime: (click Sandbox > Configure > Software Compatibility).

#### SETTING UP SANDBOXIE TO "AUTO-DELETE" FILES:

By default, Sandboxie does NOT Auto-delete anything. Everything is saved in the sandbox until you delete it.

I highly recommend setting up Sandboxie to "Automatically delete contents of sandbox" when the sandboxed browser is closed. This will delete all browser changes, add-ons, downloads, and program installs (including malware) each time you close Sandboxie.

To set up Sandboxie to always Auto-Delete:

- 1) Double-click the Sandboxie Control Icon in the System Notification area.
- 2) In the Sandboxie window;  
(click Sandbox > Default Box > Sandbox Settings > Delete > Delete Invocation).
- 3) Click to check the box for \_ Automatically delete contents of sandbox, and click OK.

NOTE: "Auto-delete" usually does not include manually downloaded files. They are kept in the sandbox until you manually either Recover them or Delete them.

#### MANUALLY DELETE EVERYTHING IN THE SANDBOX:

Double-click the "Sandboxie Control" system tray Icon, then; (click Sandbox > Default Box > Delete Contents) Close the Sandboxie Control window.

#### SAVE (RECOVER) DOWNLOADED FILES:

Sandboxie offers you the opportunity to save "for real" any downloaded files both after you download the file and when you close the browser. If you do not save them, they disappear when you close Sandboxie (but by default stay in the sandbox for you to recover or delete later). Saving for real is called Quick Recovery.

Each time you download files to the Desktop, you are usually (but not always) prompted to "Quick Recover" that file (save for real).

If you download files to anywhere other than the Desktop, you will NOT be prompted for "Quick Recovery". Later, you can get to the Quick Recovery (save for real) screen by double-clicking the Sandboxie Control Icon in the notification area, then select (Sandbox > Default Box > Quick Recovery). Click on the desired Item/s (to highlight them), then click either "Recover to Same Folder" or "Recover to Any Folder".

Last resort: If you are still having trouble saving a file "for real" AND if you trust the download website AND if you trust the file: Close sandboxie, browse to that site without Sandboxie, and download your file. Scan it for malware before using.

### ARTICLE *SANDBOXIE* by JIM McKNIGHT

#### EXPLORING DOWNLOADED FILES

It is best to explore downloaded files that are in the sandbox by using the "Sandboxed" version of Windows Explorer:

- 1) Open the Sandboxie Control program by double-clicking its Icon in the System Tray.
- 2) Click (Sandbox > Default Box > Run Sandboxed > Run Windows Explorer) .

Now as you explore the system using Windows Explorer in sandboxed mode, you will see your downloaded and sandboxed files right alongside regular files in the same folder where you downloaded them. This can be confusing so hang in there.

#### CHECK DOWNLOADED FILES FOR MALWARE

There are two ways to scan downloaded files for malware:

- 1) You can get to the file using the sandboxed Windows Explorer shown above, then right-click the file and run your normal Anti-malware program scan on it to make sure it is safe before "Saving it for real".
- 2) Everything that is sandboxed is actually hidden in a folder called C:\Sandbox. Your antivirus scanner can be run against that folder and will inspect all the files in it for malware. It should then be safe to save those downloaded files "for real".

#### HOW DO YOU KNOW IF ARE RUNNING IN THE SANDBOX? Two ways:

Look for # (pound signs) before and after the Browser's name in the Title Bar.

Hover the mouse pointer near the top of the active browser window. If you are running in the sandbox, the window frame will be outlined in a YELLOW border.

#### MAKING E-MAIL LINKS OPEN IN A SANDBOXED BROWSER:

My preferred way is to first open your default browser in the sandbox. Then if you click any links in your e-mail, they will open in the sandboxed browser.

If the default browser is not already open in the sandbox when you click an e-mail link, then the link will open the default browser WITHOUT being sandboxed.

#### RUN A DIFFERENT BROWSER "SANDBOXED"

The Sandboxie Icon (Free version) always uses the system's "Default" browser. You cannot specify different browsers for the Sandboxie "Sandboxed Web Browser" Icon. (The paid version of Sandboxie has more flexibility).

If you want to use a different browser with Sandboxie, you have two choices:

- 1) Right-click the desired browser Icon (Context Menu), then select "Run Sandboxed".

Note: Depending on your Operating System, the context menu option for Sandboxie may not show up.

(IE: Quick launch Icons or the Start Menu Favorites Icons). It does always work with the Desktop Icons.

### ARTICLE *SANDBOXIE* by JIM McKNIGHT

2) Change the Default browser:

- a. Close the sandboxed browser.
- b. Change the default browsing program to the one you desire. The method varies for different operating systems.
- c. Double-click the Sandboxie "Sandboxed Web Browser" Icon. The new browser should now open.

#### CHANGES TO THE BROWSER:

With Auto-Delete turned ON, Sandboxie will NOT save your Browsing History or any added Bookmarks, or any other changes to the Browser when Sandboxie closes.

With Auto-Delete turned OFF, your Browser changes will be remembered, but only within the Sandboxie browsing session. If you open the Browser without Sandboxie, the changes will not be visible.

**PERMANENT CHANGES:** Any Browser customizations such as (Add-ons, Favorites, Bookmarks, Toolbars, etc.) that you want to be permanently changed in your Browser must be installed by opening the Browser WITHOUT using Sandboxie, and then making the changes. Otherwise, any changes you make will be sandboxed and will disappear.

**PRINTING:** Yes, you can print stuff as usual from your Browser (even PDF's from the sandboxed Adobe Reader).

**BROWSER IS SLOW TO CLOSE:** This is normal from time to time. Make sure there are no open windows hidden behind the main browser window awaiting user action.

**DESKTOP "INTERNET" SHORTCUT ICONS:** If you like to use various different browsers to go on the internet, be aware that your regular Desktop Internet Browser Icons do NOT use Sandboxie to open them. To create new Desktop Internet Icons that WILL use Sandboxie to open a specific Browser program, try this:

Open the Sandboxie Control program by double-clicking its Icon in the System Tray. Click (Configure > Windows Shell Integration > click the "Add Shortcut Icons" button.).

Click OK a couple times until you get to the window titled "Sandboxie Start Menu Default box" and select "Desktop".



Click to highlight the desktop Icon you want to duplicate. The new Icon will immediately appear on the Desktop.

Be sure to rename each Icon after you create it. This is so Sandboxie will not overwrite it when you create another Icon.



## WHAT'S INSIDE YOUR **MEMORY STICK**

Article by *THE EDITOR*




BEING A PERSON from a scientific background and instinctively curious I wondered what was inside a memory stick that had just died. Upon examining the 8GB USB flash memory stick I observed that it was held in what looked like a plastic shell. Out to the workshop I went clutching the dead stick; there I placed it in the jaws of my large bench vice. I slowly tightened the jaws; there was a sharp "crack" and after a little encouragement from a small screwdriver the two halves split apart revealing the inner workings of this electronic marvel.

This is old technology as John Thomson from the Balwyn Video SIG showed us a very small USB flash drive that he had just purchased in which the electronics were only one quarter the size of the USB plug!

The large black chip is the 8GB memory while the smaller black chip on the reverse side of the circuit board is the memory controller and USB interface circuits.



## ARTICLE MEMORY STICK by ROGER WRAGG



Photos by Roger Wragg

**EPSON CX5700F** - prints well but paper feeder can't pick up the 200gsm stock card I use. Free if anyone can make use of it.

New Canon Ink Tanks (ordered in error)- Sell for \$20.00.

**Brand new unopened.**

PGI-525BK-2PK Canon PGI-525K Black Ink Tank Twin Pack (Genuine), Paid over \$35.00

And just for the record, I was glad to read the magazine will be in printed format again.  
Don't care for the CD.

Many thanks

Marilyn Jones Member no:42220

[mjones@tadaust.org.au](mailto:mjones@tadaust.org.au)

## WINDOWS 7 HAS IT ALL

by VINNY LA BASH, REGULAR COLUMNIST, SARASOTA PCUG, FLORIDA

December 2011 Issue, **Sarasota Monitor**

[www.spcug.org](http://www.spcug.org)

[labash \(at\) spcug.org](mailto:labash(at)spcug.org)

OK, MAYBE Windows 7 doesn't have everything, but it has many great features that make your computer experience easier, safer, and more reliable than any previous version. Windows 7 is different enough to make obsolete much of your ideas about why you need third party utilities.

You don't need a separate disk partitioning utility anymore. Windows 7 does an excellent job even though it is not a complete disk portioning package. The vast majority of people sitting at a keyboard simply don't need more than what Windows 7 provides, and Windows will not mess up your disk drive. If you are running a dual boot system with multiple operating systems, Windows 7 won't measure up, but those folks comprise a small fraction of one percent of the computer community.

The only drawback to Window 7 partition manager is finding it. Click on the **Start Orb**, select **Control Panel**, open **Administrative Tools**, and double click on **Computer Management**. Wait a few seconds for Windows to gather information, and when the **Computer Management** window appears, click **Disk Management** located under the **Storage** heading.

If you are not sure of what to do, click the Help icon. It looks like a question mark on a blue background. The help section will guide you through any disk management task including troubleshooting. The partitioning tool won't be of much help if your disk drive is too full because you won't be able to keep and move files during partitioning. The obvious solution is to clean out your disk before partitioning. Unless you are a computer professional, you probably don't need a third party program for portioning your drives. With today's disk drive technology, you may not need to partition at all.

In the **Accessories** folder open the **System Tools** folder, and then select **Disk Defragmenter**. The dialog box on the screen displays the defrag schedule, the last time the disk(s) were defragged, and the degree of defragmentation on all your disk drives. If you have an SSD drive, Windows 7 will not defrag it which is a good thing.

Defragging reorganizes data so the operating system can retrieve information quickly without having to reassemble files that may be broken into pieces and stored in separate disk areas. Only highly defragmented disks will show any noticeable operational slowdown. There is great controversy in the computer community about the value of defragging your disks, making the purchase of an outside program of dubious value. Windows 7 defrag tool is all you need.

At last Windows has an engine that performs search operations quickly and efficiently. Most search programs outside of Microsoft came about because Vista search routines often resembled someone rummaging around in a dark room with their eyes closed, and then coming up empty. Indexing now works properly in the background without bringing your system to a crawl. There is no longer any need for third party services.



### ARTICLE *WINDOWS 7* by VINNY LA BASH

Registry cleaners may have been useful, even necessary with XP and Vista, but happily that is no longer true. The Windows Registry is a giant data base on your hard drive where Windows makes records of information it may need in the future. The Registry contains important information that Windows requires about system settings, user profiles, applications, and hardware among other things.

Vendors who sell registry cleaners are fond of pointing out that your registry gradually becomes out-of-date with invalid information because of everyday actions like removing applications, changing drive letters or simply moving or copying files. These errors gradually accumulate and corrupt the data base causing everything from a slowdown to a complete system crash. To take care of these problems and avoid having them in the future all you need to do is buy their PC registry cleaner. Hogwash, I say!

A registry cleaner is the most useless and potentially the most dangerous program you can install. Most of them do nothing to reduce the size of the registry, which might result in a slightly faster PC, but only slightly. If you removed a program last year, and the registry still contains a pointer that no longer points to anything, you can remove it, but why take the time, trouble, and effort? There is no longer any action associated with the pointer, and it's completely harmless.

People may disagree, but registry cleaners have become infamous for trashing systems. Be cautious with sites that invite you to perform a free Registry cleaning, and then claim you have been the victim of some kind of mal-ware. Ponder, if you will, that Microsoft has stopped using its own registry cleaners, but has remained mysteriously quiet about the reasons why.

Windows has had a firewall capability since XP was introduced. In Windows 7 the firewall is straightforward and works well at keeping mal-ware out. Some critics say it's inadequate because it works inbound only. Is an outbound firewall necessary? When an unauthorized program tries to send data out of your computer, an outbound firewall alerts you. That's the idea, but reality is far different. Many outbound firewalls give incessant alerts usually with indecipherable warnings. When you track them down it's almost always some obscure Windows service attempting to complete an operation. When the annoyance becomes unbearable, people turn off the outbound half of the firewall, totally defeating its purpose. In practice, an outbound firewall turns out to be severe overkill, and it can easily be defeated by a sophisticated mal-ware program.

Windows Firewall is present in every Windows 7 installation, is thoroughly integrated with the operating system, works well, doesn't cost extra, and is turned on by default. Use it and don't pay for a "full function" firewall that in all probability you don't need.

You can make Windows 7 work better, but not by buying superfluous utilities. Get a faster internet connection or a more reliable one. Take the money you saved by not buying unneeded software and get a 24" monitor for a real "WOW" experience. Another good use for saved cash would be an SSD primary drive for true blazing performance. An ergonomic keyboard and mouse wouldn't hurt either.

## DATABASE-DRIVEN WEBSITES: MAKING THE MOVE

Article by **PATRICK BRENNAN** - Training Coordinator/Trainer,  
MELBOURNE PC USER GROUP, Inc.

### *DATABASE DRIVEN websites training courses:*

2 sessions: May 8 and May 15, 2012, 6:30 P.M. to 9:30 P.M.

1 session, Saturday, May 12, 9:30 A.M. to 4:30 P.M.

1 session, Saturday June 2, 9:30 A.M. to 4:30 P.M.

Bookings: <http://www.melbpc.org.au/training/> Course category: Web Development

### **Remembering the dot com BOOM!**

Do you remember the dot com boom? A multitude of businesses hit the web for the first time and began selling – big time. Their websites were the next generation in that they were dynamic, with data from databases playing a big part in their webpages.

### **Enter L.A.M.P. and W.A.M.P.**

The software suite used in this boom is still in widespread use today. It was, and is still known by the acronym of its principal components: L.A.M.P, or W.A.M.P.

The A.M.P. part of the acronym stands for, respectively: Apache, MySQL and PHP. The L or W stands for either Linux or Windows.

The components work together as follows:

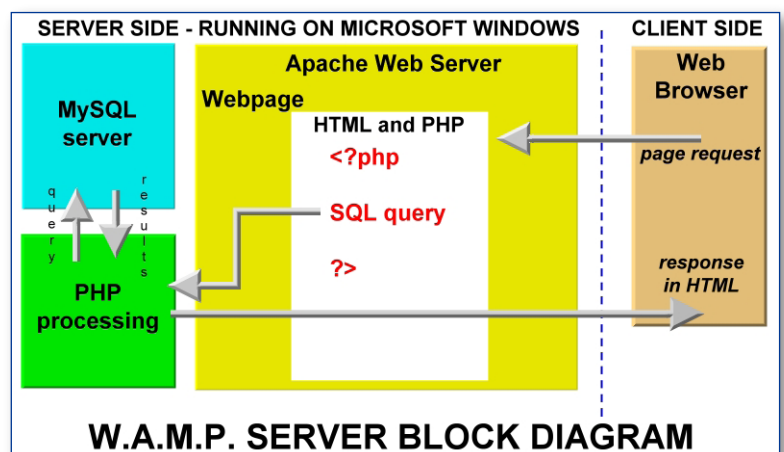
Apache: a powerful web server.

MySQL: a relational database management system, with a powerful query language enabling almost any specified data to be retrieved.

PHP: a server-side scripting language that can be embedded in webpages. It can talk to MySQL databases.

Windows or Linux: the operating system the other components run on.

The block diagram shows how the components work together. Basically, PHP code in a web page can talk to a MySQL database server via PHP. The MySQL server returns the specified data and then PHP and Apache send the results in HTML back to the web browser.



### ARTICLE *DATABASE-DRIVEN WEBSITES* by PATRICK BRENNAN

#### W.A.M.P.Y not WIMPY

W.A.M.P websites are powerful. They can offer their visitors features, such as online shops or discussion forums. Support forums for products and services as well as downloads, patches and PDF manuals can also be made available online. After-sales service becomes 'self-help'.

So now you know the benefits, it's time to ask a series of sensible questions about the move from a static to a dynamic website.

#### Considerations before moving from a static to a dynamic website

Don't move to a dynamic website unless you need to. And even if you do, your website can still be a mix of static and dynamic pages. Horses for courses, as they say.

The power features of relational databases are high-speed searching, sorting and filtering. Given that fact, examine the content of each page of your website. What pages would benefit from having high-speed searching, sorting and filtering features added?

Put yourself in your visitor's shoes and surf your own site. What usability flaws did you experience?

#### Training and practice

Assuming you're making the move, it's time to get some hands-on training. Some dates for courses held at the MPCUG, are mentioned at the top of this article.

After training, it's time to put into practise what was learnt, on your very own practice server. A self-installing package known as WAMPSEVER, which includes all four components, is available for download from: <http://www.wampserver.com/en/>

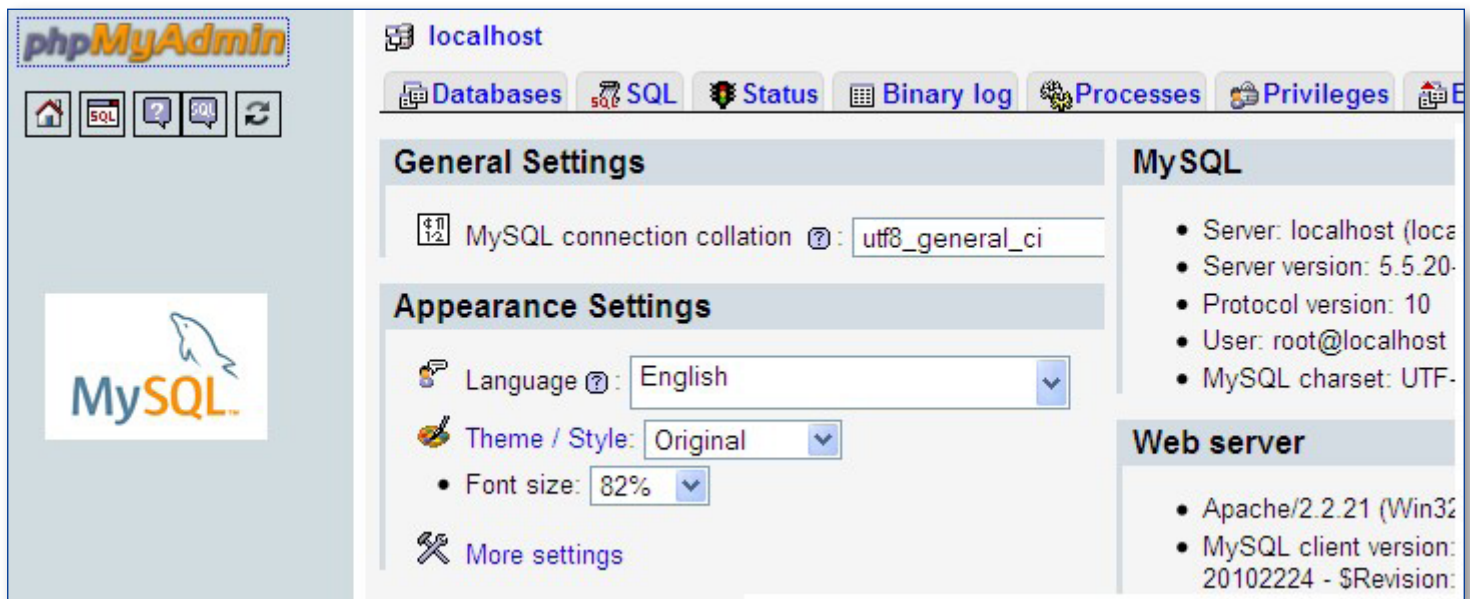
You can install it on your own PC at home.



#### phpMyAdmin

WAMPSEVER comes with phpMyAdmin, a graphical user interface for managing SQL databases, locally or online. The good news is that it's easy to learn. Most web hosting companies providing MySQL and PHP support, will require you to use this tool to manage your databases online.



ARTICLE **DATABASE-DRIVEN WEBSITES** by PATRICK BRENNAN**Hosting**

A web hosting company that offers MySQL database and PHP hosting will be needed. Check with your current ISP to see if they offer such a service. The whirlpool forums can help with recommendations ([www.whirlpool.net](http://www.whirlpool.net)), or ask others who they might recommend.

Prices vary, but a typical price is around AUD \$100.00 per annum, for web hosting with MySQL and PHP support.

**Final checks before takeoff**

Do not attempt to move the dynamic site online unless:

the pages are ready and working

security issues are understood and countermeasures to threats are in place

competency with phpMyAdmin has been obtained

database backup and restore procedures have been tested and verified

**The payoffs**

The first payoff comes when your website visitors rate your site highly because of its usability.

The next payoff is when website maintenance becomes considerably easier. Instead of numerous pages to maintain, maintenance of a few databases may be all that is required.

The cost, of course, will always be the initial work required to make the transition.

## SOLID STATE HARD DRIVES

Article by ADAM TURNER



SOLID STATE HARD DRIVES can offer your computer a performance boost, but it's important to weigh up your options.

Unlike a traditional Hard Disk Drive (HDD) which relies on spinning platters, a Solid State Drive (SSD) relies on flash memory which contains no moving parts. By eliminating the moving parts, SSDs offer a number of key advantages.

One advantage of using an SSD is faster read and write speeds, which means your computer boots much faster and applications launch quickly. Other benefits of having no moving parts include less noise, less heat and lower power consumption.

Thanks to these strengths, SSDs are popular in the new wave of ultraportable notebooks. Solid state drives are also lighter and less susceptible to damage from bumps and drops, so they're better-suited to life on the road.

While SSDs are great for portable gadgets, they can also offer desktop computers a performance boost. The trade off is that SSDs are more expensive than HDDs and tend to offer lower capacities. As such it's becoming more common to find desktop computers with multiple drives in order to enjoy the best of both worlds.

You might install your operating system and applications on a small capacity SSD for the performance boost, but keep your My Documents folder on a separate large capacity HDD. In order to get the best performance, it's recommended not to fill an SSD beyond 80 percent of capacity.

Solid state drives have had some bad press recently due to the high failure rate with OCZ's Vertex SSD drives. When buying an SSD it's important to check the maker's policy for dealing with failed drives, as some insist you ship a failed drive to the manufacturer before they'll replace it -- which could take weeks.


SSDs use the same SATA connectors as traditional HDDs, so there's no need to buy special cables. It is however important to treat them differently once they're installed.

Data fragmentation is an important issue with HDDs, as read times are reduced when fragments of your files are spread across different parts of the drive. As such it's useful to regularly defrag your hard disk drives. The nature of SSDs means they're not slowed down by data fragmentation. In fact it's important not to defrag SSDs, as it can shorten the lifespan of the drive.

Upgrading the hard drive in your computer is a major undertaking regardless of whether or not you're upgrading to an SSD. As with any storage upgrade, it's important to backup all your files before you start. Vendors such as Intel offer data migration tools to help with upgrading to an SSD. There are a few extra issues to consider.

## ARTICLE SOLID STATE HARD DRIVES by ADAM TURNER

Firstly, be aware that Windows XP and Vista don't include the same support for SSDs as Windows 7, such as TRIM features for managing free space on the drive. Check with the drive maker for software to compensate for this and other optimisation tips for using SSDs with older versions of Windows.



Some SSDs now offer built-in TRIM support, which is why it's important to ensure the SSD is running the latest firmware (check at the manufacturer's website). For the SSD to perform at its best you also should dip into the computer's BIOS settings and set the SATA controller to Advanced Host Controller Interface (AHCI) rather than IDE.

You can check the manufacturer's website to see if your motherboard supports AHCI and you might need to update the motherboard's BIOS. When installing Windows, it's also recommended to format the SSD as part of the installation process to ensure the partition is aligned correctly.

While an SSD can offer a significant performance boost, it's important to do your homework to ensure it's right for your computer.



# Everything Apple

Convener:

Susan Jensen 9885 7060

Assistant Convener:

Damian Vuleta 9509 9992

E-mail to: [applesig@melbpc.org.au](mailto:applesig@melbpc.org.au)

or [everythingapple@ausom.net.au](mailto:everythingapple@ausom.net.au)

A joint venture between MelbPC and AUSOM. The emphasis is on Apple iDevices (iPod, iPhone, iPad, AppleTV, Time Capsule, Airport Extreme and, helping people understand the Mac environment.

## Next Meeting: May 8th

---

**2:00 pm**

### Keeping in touch with Google+

*Presented by Ivan Radywonik (Podcaster and Screencaster)*

Ivan will show you how to set up and use Google+ as a communication tool. There will be time for questions.

**3:05 pm**

### Fingering the iPad

*Presented by Dick Johnson  
(author of iPad Magic)*

You will learn the terminology and how to make gestures. BYO iPad.

**2nd Tuesdays, 2.00 pm–4.00 pm**  
(except January)

**Moorabbin Interest Group  
Room**

**479 Warrigal Road, Moorabbin**





### AUTHOR FORM FOR SUBMITTING MATERIAL

Melbourne PC User Group Incorporated  
PC Update Author Submission Form

Note: All material submitted for possible publication must be accompanied by a completed copy of this form. It is intended to make the rights and responsibilities of authors clear. Please print this page, then send this to the Editor, Melbourne PC User Group, Suite 26, Level 1, 479 Warrigal Road, Moorabbin VIC, 3189.

#### Author Information:

Name: \_\_\_\_\_ Phone: (\_\_\_\_) \_\_\_\_\_  
Address: \_\_\_\_\_  
E-mail: \_\_\_\_\_ Melb PC Membership Number: \_\_\_\_\_

#### Article Information:

Title: \_\_\_\_\_  
Subject: \_\_\_\_\_  
Submitted for (Month): \_\_\_\_\_ Number of Words: \_\_\_\_\_  
Commissioned by: \_\_\_\_\_

This article/review is my original work, save for any references, quotations and other content that are properly credited in it.

☐ It is previously unpublished.(tick one)  
or ☐ It has been published previously, in \_\_\_\_\_  
I retain all other rights and hereby authorise its reprinting in PC Update. I permit the Melbourne PC User Group Incorporated:

to publish the article on one or more occasions, on paper, the Internet or otherwise (as long as my authorship is acknowledged).

to edit the article.

to permit the republication of the article by any non-profit organisation (as long as Melbourne PC User Group Incorporated requests that my authorship be acknowledged).

This permission extends to all articles, reviews and columns, I submit, unless I inform you in writing to the contrary when submitting material for publication.

I acknowledge that the notification must accompany the submission, and be referenced in the first line of the text file for the article in question.

Date: \_\_\_\_\_ Signed: \_\_\_\_\_ (Author)  
Office use only below this line

Received on \_\_\_\_\_ by: \_\_\_\_\_

Notes: \_\_\_\_\_

## SIG DETAILS



## SIGs ARE THE LIFE BLOOD OF MELBOURNE PC USER GROUP.

Groups of members with specific interests meet regularly to discuss and indulge their interests in a wide range of topics.

This is where Melb PC membership really pays off and you gain all the benefits. Enhance your computer knowledge, and widen your circle of friends to include others who have similar interests and very often, similar problems to solve.

Attending a SIG and meeting other members not only helps to enhance your knowledge and understanding of the specific topic, Often you will see presentations by visiting experts and the value of that is clear to all.

All members are most welcome. This is part of your Melb PC membership, so feel free to contact any of the conveners listed here. Ask them about future meetings; ask them about the format of their meetings and anything else you need to get started.

**ACCESS  
(Database)**

[access@melbpc.org.au](mailto:access@melbpc.org.au)

2nd Monday (except January) 6.30pm-8.30pm  
Moorabbin Meeting Room Jock Blair, mobile:  
0418 161 892 ph: (03) 8307 9337.

The Access SIG provides an environment in which people can help each other to improve their skills with Microsoft Access. At each meeting there are presentations by members that are designed to cover the scope of Access during a year. Q&A segments are held at each meeting. Members may also address questions to the SIG mailing list and receive opinions for possible solutions.

**ADOBE VIDEO SIG**

[adobevideo@melbpc.org.au](mailto:adobevideo@melbpc.org.au)

<http://member.melbpc.org.au/~adobevideo>

Convener, Kathy Rouse 03 9580 6386

Co-convener, John Shirt

1st Thursday of each month (except January) 2:00pm-4:00pm Main Room, Melb PC Headquarters, 479 Warrigal Road, Moorabbin (Corner Cochranes Rd)

The Adobe Video SIG is aimed at videographers, from beginners to the more experienced, wishing to edit and enhance their home videos using Adobe software. The group has lively interactive presentations from various members using the video editing programs, Premiere Pro and Premiere Elements. The workshop also includes tips and techniques, shared by the members, on the use of other Adobe Software, such as Photoshop, Illustrator and After effects.

**ANYWHERE ANYTIME (AA SIG)**

[anywhere@melbpc.org.au](mailto:anywhere@melbpc.org.au)

<http://groups.melbpc.org.au/~anywhere/>

Times 24/7; Location as you choose.

Kevin Martin (evening only) 9723 5997 or  
0407 343 162

The Anywhere, Anytime SIG provides a 24-hour, 7-day-a-week and always-easily-accessed place for all members of the MelbPC User Group to read and write comments, to ask questions on computing or non-computing topics, to receive replies from other Club members and to read their exchanges between each other.

The subjects covered are not restricted in any way, except that there are a few groups whose names indicate that they are meant to cover specific areas or types of posts. There are two main newsgroups: melbpc.general, which is for general discussion of any topic, social, humorous, lifestyle, provocative or not, as the spirit moves the poster.

**ANYWHERE ANYTIME** *con't*

(We do, however, try to be nice!).

The other newsgroup is:- melbpc.computing.misc, where miscellaneous directly-related computer topics are discussed. This latter place is an obvious place to ask questions about computer problems. Postings may be at any level of technicality, the principle being that the only stupid question is the one you don't ask. No booking or finishing times are required and the more attenders the merrier.

There is also a test newsgroup, where trial postings can be made for any reason, and a marketplace one for members' items for sale or "ftag" (free to a good home).

For help on setting up your access to newsgroups with the several commonly-used programs, go to

<http://groups.melbpc.org.au/~anywhereanytime> or

<http://groups.melbpc.org.au/~anywhereanytime> or

<http://groups.melbpc.org.au/~anywhereanytime> or

<http://groups.melbpc.org.au/~anywhereanytime> or

<http://member.melbpc.org.au/~parsonsd/newsgroups.html>

**BALLARAT**

[ballarat@melbpc.org.au](mailto:ballarat@melbpc.org.au)

1st Thursday 7.30pm-9.45pm Midlands Golf Club, Heinz Lane, Ballarat. Alan Pittard 5339 4235 BH & AH

Ballarat is a general purpose SIG. Usually we have no specific topic; it suits everyone at present to let the meeting run in a direction that is topical on the night. From time to time we have a guest speaker/presenter on something of particular interest to us at the time but free form seems the norm at present.

**BEGINNERS EAST (BEAST)**

[beast@melbpc.org.au](mailto:beast@melbpc.org.au)

3rd Sunday January - November, 2nd Sunday December 10.00am-12.30pm Vermont South Community Ctr. Karobran Drive, Vermont South. Melway 62 G7 Dave Botherway

The East Beginners Group demonstrates how to set up and maintain a computer, how to run software, scan documents, process images, sort out error messages, etc. All procedures are repeated (slowly), until members feel confident with the new knowledge.

**BAYSIDE**

[bayside@melbpc.org.au](mailto:bayside@melbpc.org.au)

<http://groups.melbpc.org.au/~bayside/>

3rd Thursday 10.00am -12.00 noon St Stephens Church Hall cnr Cochrane St. & North Rd Brighton John Morris 9583 4095 Graham Ackland 9589 6229

Beginners subgroup meets after main meeting 12.00 noon to 1.00 pm

**CASEY PC INTEREST GROUP**

[casey@melbpc.org.au](mailto:casey@melbpc.org.au)

<http://groups.melbpc.org.au/~casey/>

2nd Friday Hampton Park Meeting 12.30pm-3.00pm Hampton Park Community House 16-20 Stuart Avenue Hampton Park Melway 96 E8 Jan Weiner 9560 6924 or Phillip Roche 9796 2384

Casey offers a friendly, social atmosphere where our members learn from, support, encourage and help each other on computer and communications topics. The Hampton Park meeting is based on presentations and Q&A.

Please note that meetings are not held in school holidays. Please check the website for details



## SIG DETAILS

## CASEY WORKSHOP

[casey@melbpc.org.au](mailto:casey@melbpc.org.au)

<http://groups.melbpc.org.au/~casey/>

4th Friday of the month, 10 am till 12.30pm,  
Hampton Park Community House, 16-20  
Stuart Avenue, Hampton Park, Melway 96 E8.  
Jan Weiner, 9560 6924

Please ring and book ASAP, and bring your complete PC or Laptop. The main aim of this Workshop is to be supportive of Melbpc members. No changes will be made to a PC or Laptop before an explanation is made, and only then with the owners' approval.

We offer a Hands On approach to Problem Solving, both Software and Hardware. PC clean up procedures, and recommended free programs for security. Email, Internet and WWW demonstration and support. Windows 7, Windows XP, Microsoft support. Downloading/Uploading. Updating, etc. Digital Cameras and Photography software for PC. Basic PC Know How, Advice and using free programs.

If we are unable to assist, then referral to the Melbpc Hardware SIG, First Aid and Internet Help Line will be recommended as appropriate.

## COMMUNICATIONS

[comms@melbpc.org.au](mailto:comms@melbpc.org.au)

2nd Wednesday (except January) 7.00pm-9.30pm Moorabbin Meeting Room Philip Lew 9822 2998 BH (brief calls)

The Communications SIG focuses on all aspects of computer connectivity. Topics include modem communications (BBS and Internet dialup); Client/Server software, HTML and other Internet related topics.

We also cover topics on Computer Networking (LANs and WANs) and other relevant general telecommunications issues of interest to the well connected PC user.

## DIGITAL IMAGING

[digimage@melbpc.org.au](mailto:digimage@melbpc.org.au)

<http://groups.melbpc.org.au/~digimage/>

The Digital Imaging Interest Group is no longer meeting, as a replacement convener for the retiring convener, Peter Carpenter, is not yet available. Any member who might have an interest in taking up this role, please send an email to the Groups Coordinator.

## EAST

[east@melbpc.org.au](mailto:east@melbpc.org.au)

<http://groups.melbpc.org.au/~east/>

2nd Wednesday, February - December,  
7.30pm-10.00pm Vermont South Community House Karobran Drive, Vermont South Paul Woolard 9877 1059 Ian Dewhurst 0438 480 500

At East we provide an entertaining and informative session covering a range of computer topics for all levels; some from invited speakers and some from our own members. George Skarbek hosts the popular Q&A segment.

## EAST WORKSHOP

[eastwsh@melbpc.org.au](mailto:eastwsh@melbpc.org.au)

2nd Sunday 10.00am-2.00pm Wadham House 52 Wadham Parade, Mt. Waverley Rear of Library. Melway 61 E12

Ken Gubbins 9842 8875 PH/FAX Jeff Webster 9897 1037 BH & AH

The East Workshop is hands-on, practical, interactive and runs on "Show me how, and I'll do it with your assistance". We handle "how to upgrade", "software doesn't run", "slow computer", "no sound", "no video" problems and more. Bring your computer. Be there by 1.30pm.

## SIG DETAILS

**E-BOOK SIG**[ebook@melbpc.org.au](mailto:ebook@melbpc.org.au)

2nd Thursday 7.00pm - 9.30pm,  
Moorabbin Meeting Rooms. Dennis  
Fieldhouse 9557 6847 The E-Book SIG is  
expected to be a forum for the sharing of  
information, experiences and ideas relating to  
the broad field of E-books and E-Readers.

**ESSENDON**[essendon@melbpc.org.au](mailto:essendon@melbpc.org.au)<http://groups.melbpc.org.au/~essendon/>

1st, 2nd, 3rd & 4th Fridays 9.30am-12.00  
noon Nancye Kirchner Neighborhood  
Centre, Doyle Street Avondale Heights.  
Melway 27-D6 John Guegan 9317 7114

Provides assistance with computer skills  
including, word processing, spreadsheets,  
digital photography, music applications,  
computer maintenance and product reviews.

1st Friday-Main meeting. 2nd Friday-New  
Users. 3rd Friday-Advanced Users. 4th Friday-  
Check website for details.

**EVERYTHING APPLE***Everything Apple*E-mail to:[applesig@melbpc.org.au](mailto:applesig@melbpc.org.au)

Or

[everythingapple@ausom.net.au](mailto:everythingapple@ausom.net.au)**Convener:** Susan Jensen 9885 7060**Co-Convener:** Damian Vuleta 9509 9992

2nd Tuesday 2:00 pm to 4:00 pm (except  
January) Moorabbin Interest Group Room

A new SIG which began in April. A joint ven-  
ture between MelbPC and AUSOM The  
emphasis will be on Apple iDevices (iPod,  
iPhone, iPad, AppleTV, Time Capsule Airport  
Extreme and helping people understand the  
Mac environment).

**GENEALOGY**[geneast@melbpc.org.au](mailto:geneast@melbpc.org.au)

3rd Sunday January - November, 2nd Sunday  
December, 1.00pm-3.30pm Vermont South  
Community Cr. Karobran Drive, Vermont  
South. Melway 62 G7 Andrea Roberts,  
Robert Swindley.

The Genealogy SIG is for those beginning  
genealogy and for those who are advanced  
but need more computer knowledge to move  
ahead. Members' trials, tribulations and ex-  
pertise are openly discussed and freely shared  
in this self-help group.

**GRAPHICS/ANIMATION**[graphics@melbpc.org.au](mailto:graphics@melbpc.org.au)<http://groups.melbpc.org.au/~graphics/>

3rd Monday 7.30pm-9.30pm Moorabbin  
Meeting Room Yahya Abdal-Aziz, Myles  
Strous.

The Graphics SIG explores everything to  
do with computer graphics, software and  
hardware. Topics discussed include paint  
programs, drawing, animation, graphic pro-  
gramming, fractals, printing, scanning, fonts,  
design, illustration and better photography.  
Bring along your questions and problems.  
Visitors are always welcome.

**LINUX & OPEN SOURCE**[linux@melbpc.org.au](mailto:linux@melbpc.org.au)

2nd Monday (except January) 7.00pm-9.00pm  
Moorabbin Meeting  
Room James Cox 9885 5503.

The SIG is a Linux based group exploring  
Linux at various levels from beginner to  
advanced including server based solutions.  
It also looks at open source applications for  
platforms that include Linux, BSD, Mac and  
Windows.



## SIG DETAILS

**LINUX & OPEN SOURCE cont''**

[linux@melbpc.org.au](mailto:linux@melbpc.org.au)

We aim to have a mix of Q&A, demonstrations and workshops. Presentations will mostly be oriented towards demonstrating an application from the open source world and will include topics of interest to both beginners and those with some experience. We intend to hold Workshops to help users at all levels.

Before main meeting 3.00pm-5.00pm there is a help workshop with one on one, hands on, informal training. Ringing to book is preferred but not essential.

**LINUX WORKSHOP**

2nd Tuesday 6.30pm - 9.00pm Training Room at Moorabbin Mohan Guptar 0421 214 081, Robert Brown 9889 7968.

If you have never stepped into the dark side, here's your chance. This hands-on SIG will explore the basics of Linux as well as topics of interest.

**MACE  
(Melbourne Atari  
Computer Enthusiasts)**

[mace@melbpc.org.au](mailto:mace@melbpc.org.au)

3rd Sunday 10.00am-2.00pm Moorabbin Meeting Room Graham Hurford 9416 1126AH Roger Davies 9879 1109 BH/AH Enquiries 0500 818 448

The Atari SIG is dedicated to the joy of Atari. The SIG is fast, furious and action packed. We welcome all owners and former owners (we know you are out there) to visit us and join in the fun; it's a soul thing.

**MACEDON RANGES**

[mrgpc@melbpc.org.au](mailto:mrgpc@melbpc.org.au)

3rd Sunday 2.00pm-4.00pm Further Education Centre 18 Hamilton St Gisborne Barry Hufton 9740 0773 John Hunter 9740 8751

The Macedon Ranges members have a common interest in computers and range from beginners to technicians with the sole aim of sharing knowledge, experiences and helping each other.

The SIG is a general purpose group that is free flowing and may or may not have a specific subject to discuss each meeting. There are times a special guest is invited to speak on a particular subject that has been requested by a group member.

At other times there may be special instruction and demonstrations on particular software or hardware. Members can also bring along any hardware they are having problems with for the group to try and resolve.

**MAKING MONEY ON THE INTERNET**

[amsig@melbpc.org.au](mailto:amsig@melbpc.org.au)

<http://groups.melbpc.org.au/~amsig/>

2nd Saturday (except December & January) 10.00am-12.00 noon Moorabbin Meeting Rooms George Skarbek 9561 6362 Paul Hemsworth 9337 4947

Making Money on the Internet (was Affiliate Marketing (AM)) is a way to make money from one's Web sites by placing links to merchants and taking a commission when someone buys through such links. This SIG covers the basics of building Web sites (but limited to AM purposes), time-saving tools, and available programs. Members are encouraged to share their experiences and the occasional hot tip at the SIG.



## SIG DETAILS

**MICROCONTROLLER PROGRAMMING**[micro@melbpc.org.au](mailto:micro@melbpc.org.au)

Convener: Philip Lew 0418 567 019,  
John Hollow 0417 031 164

2nd Wednesday (except January),  
7.00pm-9.00pm, Moorabbin Meeting Rooms

Microcontrollers are small cheap computer-chips with measurement or sense inputs (e.g. temperature, door-open) and control outputs (e.g. displays, motor control), i.e. all combinations of analog & digital, inputs & outputs. They need very few other components to function, and are in many products (e.g. cameras, cars, toys).

Our group is for people to develop microcontroller projects (including the software-programming) - gadgets for fun and more serious purposes.

We make machines, using microcontrollers, and other electronics, to do things. We cater for all levels of knowledge, novice to experienced - users helping users.

The Wednesday meeting involves discussion and presentations. The associated Saturday Workshop (below) is informal and hands-on.

**MICROCONTROLLER WORKSHOP**[micro@melbpc.org.au](mailto:micro@melbpc.org.au)

Convener: Robert Brown 9889 7968,  
Geoff Lethbridge 0412 258 663

4th Saturday (except December),  
11.00am-4.00pm, Moorabbin Meeting Rooms

See also the above description of the associated Microcontroller group.

The Saturday Workshop is hands-on, where you have a go, meet like-minded people, to create or complete your project, and a place that facilitates sharing of ideas and support.

**MULTIMEDIA HOME ENTERTAINMENT (MHE)**[multimed@melbpc.org.au](mailto:multimed@melbpc.org.au)<http://member.melbpc.org.au/~multimed>

1st Friday (except January) 10.00am -  
12.00pm Wadham House, 52 Wadham  
Parade, Mt Waveley. Melways 61 E12 Kelvin  
Cording 9438 1047 John Hall 9803 2731

The aim of this group is to assist members in the installation, operation and maintenance of PC based Multimedia Home Entertainment systems including personnel video recorders, media extenders, media servers, internet streaming of video and audio, home networking, and storage systems. Attendees from beginners to expert level are most welcome.

**MUSIC**[music@melbpc.org.au](mailto:music@melbpc.org.au)<http://groups.melbpc.org.au/~music/>

3rd Thursday 7.30pm-9.30pm Moorabbin  
Meeting Rooms Yahya Abdal-Aziz, Roger  
Wragg.

The Music SIG is for members who like to make or listen to music. Bring along your creations, questions and problems. Visitors are always welcome.

**NEW USERS EAST**[newuser@melbpc.org.au](mailto:newuser@melbpc.org.au)

2nd Tuesday (Except January) 7.30pm-  
10.00pm St Mark's Anglican Church Cnr  
Canterbury & Burke Rds, Camberwell Melway  
45 J10 Peter Newby 0431 838 295 New  
Users, East caters for the needs of prospec-  
tive and new computer users, new members  
having machine operating or system  
problems, and those new members wishing  
to increase their understanding of their  
equipment.

## SIG DETAILS

**NORTH EAST**[neast@melbpc.org.au](mailto:neast@melbpc.org.au)<http://groups.melbpc.org.au/~neast/>

4th Tuesday (except December) 7.30pm-9.30pm  
 Uniting Church Hall 19 Seddon Street, Ivanhoe. John Grant 9467 2709 AH; Choy Lai

**NORTH EAST DAYTIME INTEREST GROUP & PHOTOGRAPHY/DIGITAL IMAGING**[neday@melbpc.org.au](mailto:neday@melbpc.org.au)<http://groups.melbpc.org.au/~neday>

2nd Thursday (Except January) 10.00am-12.15pm  
 Uniting Church Hall 19 Seddon Street Ivanhoe, parking at the rear, Melway 31 F8  
 Colin Lampshire 9857 5372 B&AH.

We aim to interest and assist all levels of computer users, from beginners to the more experienced. Our Interest Group meetings feature reviews of useful software and computer add-ons, with plenty of time to assist with members' computer problems. Every alternate month we specialise in issues relating to Photography/Digital Imaging.

Please check the Web

**NORTH EAST GENEALOGY**[negen@melbpc.org.au](mailto:negen@melbpc.org.au)

1st Tuesday (except January) 10.00am-12.45pm  
 Uniting Church Hall 19 Seddon St, Ivanhoe. Allan Medforth 9410 9034 BH&AH, Vilma Stargatt.

Now recognized as an important support for members helping members with genealogy and computer skills. A good social atmosphere supported by excellent facilities.

**NORTHERN SUBURBS LINUX**[nslig@melbpc.org.au](mailto:nslig@melbpc.org.au)<http://groups.melbpc.org.au/~nslig/>

3rd Monday (except December) 7.30pm-9.30pm  
 Community Meeting Room, Watsonia Library Ibbottson St Watsonia David Hatton  
[davehatt@melbpc.org.au](mailto:davehatt@melbpc.org.au) Stephen Davidson  
 The Northern Suburbs Linux SIG provides a focus for members living in the northern suburbs who are interested in learning more about using Linux in day-to-day computing tasks. Meeting topics are influenced by the regular attendees; beginners and visitors are most welcome. For SIG news and last minute updates please see our Web pages.

**PENINSULA**[pennsula@melbpc.org.au](mailto:pennsula@melbpc.org.au)<http://groups.melbpc.org.au/~pennsula/>

Two main meetings monthly 1st Monday evening 7.00pm (except January) 3rd Monday morning 9.30am (except December) plus  
 Genealogy Subgroup 3rd Monday afternoon 2.30pm (except December) Mornington Information Centre 320 Main Street, Mornington  
 Lindsay Wiles 9775 3069 Terry Said 5975 0327 plus...New Users Subgroup 2nd and 4th Mondays 4.00pm (except school holidays)  
 Mornington Secondary College.  
 Graphics Workshop Sub -Group  
 3rd Monday at 12.30PM

**WEB SITE DESIGN SIG**

The Web Site Design SIG is in recess until a new convenor can be found. If anyone is interested please contact the SIG Coordinator:

**Ian Rankin**[groups@melbpc.org.au](mailto:groups@melbpc.org.au)

## SIG DETAILS

**PROGRAMMING**

[program@melbpc.org.au](mailto:program@melbpc.org.au)

4th Tuesday 6.30pm-9.00pm Moorabbin  
Meeting Room Mohan Gupta 0421 214 081  
Roger Plant 0403 789 593

Tell us about programs you are writing, wrote in the past, or give ideas for interesting programs to write. We'll walkthrough the process of writing programs, from user interface design to code cutting and testing. Different programming languages, techniques and tools will be showcased as well as scripts, plugins, extensions, markups, compilers, databases, hopefully something for beginners and pros alike.

**RETIRED & INTERESTED PERSONS**

[ripper@melbpc.org.au](mailto:ripper@melbpc.org.au)

<http://groups.melbpc.org.au/~ripper/>

10.00am-12 noon 4th (not last) Friday (Except December) Moorabbin Meeting Room Ken Thomas 9884 5309

This general interest group has subgroups Graphics and Digital Imaging and New Users meeting at Moorabbin at 9.00 am before the main meeting. The Windows subgroup meets for a further hour, commencing 12.00 noon, after the main meeting. The Hardware subgroup meets at 10.00 am on the 2nd Friday of each month (except Jan) at Wadham House, 52 Wadham Pde Mount Waverley.

**SUNBURY DAYTIME**

[sunbury@melbpc.org.au](mailto:sunbury@melbpc.org.au)

<http://groups.melbpc.org.au/~sunbury/>

Every Thursday 9.30am-12.00 noon Sunbury Senior Citizens Centre (back room) 8 O'Shannassy Street, Sunbury Melway 382 E4 Kevin Day 9744 2514, Kevin Hale 9740 5786

1st Thursday New users, but everyone welcome. 2nd Thursday New users hands on - bring laptop if you have one 3rd Thursday

General meeting - demos, presentations etc. 4th Thursday (and 5th when there is one) - Maintenance, problems discussed, sometimes solved.

**WAFFLE  
(WINE & FINE FOOD EVENT)**

On the 1st Wednesday (except Jan) from 9.40 pm following the Monthly Meetings, at La PORCHETTA, 1017 Centre Rd, just west of Warrigal Rd, next to Red Rooster & the Car Wash. Melway map78/D2.

Patrons are welcome for coffee only.

How-to-get-there sketch maps are available at the meeting. Inquiries and alternative venue recommendations to Tom Rado, 9807 4072, [trado@melbpc.org.au](mailto:trado@melbpc.org.au)

**WASINT  
(WEB & SOFTWARE INVESTMENT TOOLS)**

[wasint@melbpc.org.au](mailto:wasint@melbpc.org.au)

<http://groups.melbpc.org.au/~wasint/>

2nd Tuesday on morning 10.30am-12.30pm Moorabbin Meeting Room Richard Solly

Become more confident in the use of Web and software tools as part of your financial life. Join others, both at the monthly meeting and through the online Web board to share favourite sites and information sources in the exploding field of online financial information.

**WEBSITE DESIGN**

[webdesign@melbpc.org.au](mailto:webdesign@melbpc.org.au)

<http://groups.melbpc.org.au/~webdesign/>

**WEST**

[west@melbpc.org.au](mailto:west@melbpc.org.au)

<http://groups.melbpc.org.au/~west/>

4th Wednesday (except December) 7.00pm-9.30pm Footscray YMCA cnr Essex & Market Street West Footscray Tony Bajoras 9306 8595 AH Ernie McCarthy 9366 5159 AH & BH



## SIG DETAILS

**WINDOWS**

[windows@melbpc.org.au](mailto:windows@melbpc.org.au)

<http://groups.melbpc.org.au/~windows/>

1st Monday (except January)  
6.30pm-9.00pm Moorabbin Meeting Room  
Peter Horsley 9521 1012.

The SIG's focus is on all versions of the Microsoft Windows operating system. Members are invited to bring their questions to the meeting for discussion.

We cover a wide range of general topics including virus detection and removal, Internet problems, scanning and printing, simple networks and general upgrading and hardware problems that pertain to Microsoft Windows. Many gather at 4.30 pm for a pre-meeting chat.

**WINDOWS 7 WORKSHOP**

1st Thursday 6.30pm - 9.00pm Main Meeting Room, Moorabbin Meeting Rooms Mohan Guptar 0421 214 081.

You've heard the hype, read the reviews, now take the plunge! This hands-on SIG will let you get down and dirty with Windows 7. If you want to know if that Windows XP game or program works with W7, bring it along and see for yourself. If you want your printer to work with W7, bring that too. Learn the basics, experiment, gain insights, uncover tips and tricks and more.

**WINDOWS ADVANCED**

[winpro@melbpc.org.au](mailto:winpro@melbpc.org.au)

3rd Tuesday (except December) 7.00pm  
Moorabbin Meeting Room John Bade 9326  
8340 BH Bob Traynor 9502 7066

Our Group aims to provide a forum for system / network administrators and advanced users. The primary focus is Windows and related products. Typical topics include security, servers and networking.

**WYNDHAM**

[wynd@melbpc.org.au](mailto:wynd@melbpc.org.au)

<http://groups.melbpc.org.au/~wynd/>

General on 2nd Monday (except January)  
7.30pm-9.30pm

MultiMedia on 3rd Tuesday (except December & January) 7.30pm-9.30pm

Room 3, Central Park Community Centre.  
Lonsdale Circuit, off Franklin Blvd Hoppers  
Crossing Melway 206 J1 Chris Hughes  
9731 0891 John Healey

General: This General Interest Group exists to provide local information and support to the Southwest Region of outer Melbourne. There will be Q&A sessions and coverage of PC hardware and software issues. There will be a supper break with time for informal discussion. Visitors always welcome.

MultiMedia: With the convergence of video and still photography and the attendant add-ons, this group will cater for the media aspects of PC technology, including video & photo manipulation and production, animation, presentation, sound & music, illustration, 3D and various associated add-ons and plug-ins. We will also have visiting presenters to show us some of what can be achieved. Visitors always welcome.

**YARRA RANGES IG & WORKSHOP**[yrig@melbpc.org.au](mailto:yrig@melbpc.org.au)

4th Tuesday (except December)  
 9.15am-3.00pm at Japara Neighbourhood  
 House 13 Leith Rd Montrose Melway Ref:  
 52.D.7 Bryan Paten 0429 430 640,  
 Shane Mason 9733 5390.

The Interest Group meets to provide general information and support to members in the Outer East Region of Melbourne. There will be Q&A sessions and coverage of PC Hardware and Software issues, with time for informal discussion. Also, from time to time, we will have visiting presenters and demonstrations.

The workshop will cater for the members who experience problems with their computers or programs. Also, extended answers can be given to questions that need clarification. Alternatively, come along to help other members or just to enjoy the companionship.

Please send all changes, updates and corrections in writing to the office:

[office@melbpc.org.au](mailto:office@melbpc.org.au)**NEW ANDROID SIG**

**The North East Android Interest Group** provides the opportunity for members to learn how the new rapidly emerging Android Operating System (OS) can be used to operate, control, and maintain applications (APPS), on compatible mobile devices such as computer tablets and smartphones.

All aspects of both hardware and software are considered with a learning experience based on friendly discussions, presentations, and demonstrations to suit both novice and experienced computer users. See

<http://groups.melbpc.org.au/#neandroid> for more information.

**MELBPC BOOK EXCHANGE**

Do you enjoy reading novels, adventure, biography, romance, travel or non-fiction?

We are launching a new free service for all members - the MelbPC Book Exchange.

**THE BOOK EXCHANGE**

works like this:

1. Bring along any books you no longer need, to our Moorabbin club rooms. Only clean books, please!
2. The books will be kept on available shelving near the Library books.
3. Borrow one or two books at a time, for as long as it takes to read them.
4. Return borrowed books directly to the Book Exchange shelves when you've done.

There will be NO register kept of these books. You do not have to sign for them. The borrowing period is unlimited. The Book Exchange will operate purely on the honour system. We know we can trust MelbPC members to do the right thing!

The MelbPC Book Exchange is there for you to enjoy. So enjoy!

Yahya Abdal-Aziz

*Librarian*

## SIG REPORTS

### **EASTSIG MARCH 2012**

Report by CLIVE CHATFIELD

**Paul** opened the meeting with a reminder that the \$1.00 entry fee has been raised to \$2.00 to fund the purchase of a new projector and screen. He also asked members to provide names and phone numbers in addition to email addresses to allow direct contact if necessary.

**George's** Q & A began with details of his recently purchased IP wireless surveillance camera. Connected wirelessly to his home network router, it was particularly easy to install using the CD provided and is accessible via the internet by logging on with a username and password to the (free) account My Dealings. It has light sensitivity down to one lux - clear moonlight.

#### **Q & A INCLUDED:**

**1. A hosts file in Windows 7, edited in Notepad set as 'Run as Administrator', could not be saved because the member 'did not have permission':** A hosts file is an important system file that cannot be changed normally and is found in Windows>system32>drivers>etc. Copy it to a temporary folder, edit it and then copy it back to Windows>>etc.

**2a. A new laptop with Windows 7 64 bit and a 750GB hard disk has been partitioned into two approximately equal drives, one of which is marked as x86. What is meant by x86?** x86 applications are those which will not run in 64 bit mode but will run in 32 bit mode.

**2b. The other partition is almost full. How can part of the unused space of the x86 drive be transferred?:** Go to Control panel>Administrative tools>Computer management>Storage. Click Disk Management. After a brief wait it will display the disk and its partitions graphically. If there is a slider between the partitions, move it as required; otherwise, right click the x86 disk and select Shrink Volume... When the dialog box appears, enter the transfer amount and click Shrink. This moves the transfer into unallocated space. Right click the other drive, select Extend Volume... and follow the instructions. A reboot is necessary.

Often considerable space can be freed by moving temporary files from C:\ to D:\(or whatever the x86 drive letter is). Make a new folder in D:\ and name it TEMP. Click the Start Orb, right click Computer, select Properties and click Advanced System Settings. Click Advanced. Click Environmental Variables (at the bottom). Select and edit the TEMP and TMP entries in both panes to read D:\TEMP and click OK

**3. The hard drive from an old computer was installed in a new Windows 7 computer as a secondary drive. The new computer recognised it but could not find any of the files on it:** Suggestion: It could be some form of malware hiding the files. Try turning on 'show hidden files'

**4. Could trying to partition a solid state hard drive be the reason it failed?** It could be that the drive controller has failed; if so, so has the drive.



SIG REPORTS *EASTSIG Report by Clive Chatfield*

5. *A Windows XP computer shut down during a U-tube movie. When re-booting, it froze at the end of POST (Power On Self Test):* Try re-booting from the original Windows disc. The first screen offers Install or Repair. Select Install and then select the Repair option from the next screen. If it fails, retry using Repair from the first screen. This opens a DOS-like screen with similar commands. Try a command such as Fix Boot Manager or similar. Otherwise, using another computer, download the free Hiren's BootCD ([www.hirensbootcd.org/download/](http://www.hirensbootcd.org/download/)), which contains some 150 computer tools and utilities (a 500MB zip file). Unzip it and use the included file BurnCDCC.exe to burn the iso file to a CD; then boot from the CD. Before trying any of the disc recovery utilities, use the mini XP mode to copy data from the crashed hard drive to external storage.

Paul then gave a talk on Virtual machines. A virtual machine appears as a program on the main machine and, as such, can be opened and closed normally. Opened, it appears as a separate machine onto which another operating system can be installed from its original discs. Programs that won't run on W7 but will run on this OS can be installed and run on it. With the free Microsoft programs Windows Virtual PC and WindowsXPMode installed on a Windows 7 64 bit laptop, he demonstrated that a 32 bit genealogy program that would not run on W7 ran satisfactorily in XP mode. As these Microsoft programs are available for only W7 Pro and above, Paul went on to show how the free program VMWare Player can be used to instal a virtual machine on a Home Premium computer to load and run XP.

Following the break, Stewart gave an entertaining demonstration of Google Maps and Street View, using it first to locate the small town in the UK where he was born and then to take a virtual tour of the town. Dave finished the evening with a brief rundown on how he has used Google Maps Street View, first to locate the scene of and route to an emergency SES callout involving a fallen tree and then to find and preview a destination, e.g., to find the entrance to a car park at a restaurant in order to avoid driving past it with no option to turn around.





## SIG REPORTS

### LINUX & OPEN SOURCE 12 MARCH 2012

*Report by Stephen Tidswell*

James Cox introduced the meeting.

#### Q&A

Some functions do not work with Ubuntu but are OK with Windows.

May be a problem with Skype; check microphone settings as they may not be set by default.

Updates: should all updates be downloaded and installed?

It's wise to install all security updates. Other updates are less important but installing bug-fixes is usually worth doing. Some updates, such as changes to games you don't use, can certainly be ignored. Best policy is to look at each update and decide individually.

Is this a good time to update from Ubuntu 10.04?

10.04 is a long-term support (LTS) version; if you want to stick to LTS releases it's best to wait for 12.04 which will be LTS and is due in about a month.

Is there a best time to move to a different distro?

Not really, but see previous answer. Remember that different distros may give you different applications that you might not like (although it's nearly always easy to install alternatives).

WiFi: how can a phone be set up as a WiFi hotspot for PC connection (as modem for desktop PC)?

Depends on hardware capability. Most desktops won't have WiFi capacity and only a limited number of phones will do the job. Check hardware manuals. It may be easier to use Bluetooth.

How can individual program modules be compiled separately (without having to compile the whole kernel)?

Not sure, but it may be quicker to compile the whole thing than research how to compile modules separately. Try Linux Users Victoria - there are some top experts there.

UBUNTU: some new features

*Presentation by James Cox*

James showed some new features expected in coming Ubuntu releases;

#### LENSES

Lenses are a development from the current "Places" concept. Folders/directories, both local and network, can be searched by "Scopes" (basically a form of filtered search criteria) and then represented by "Lenses" (ways to represent the data found). Examples of groups of data to which lenses can be applied include web bookmarks, social messaging, Google books and Google documents.



## HEAD-UP DISPLAY (HUD)

Head-up display aims to replace the menu as the place for selecting the next item from the application or system menus. The user will start to type (or speak) a command and the system will try to anticipate what is required. This presumably anticipates voice recognition; it will be a neat feature if it can be made to work effectively. However, not having a conventional menu system will make it very difficult to search the menu for an item whose name the user doesn't know (or can't remember). Applications with many menu levels and items (e.g. GIMP or LibreOffice) will be most affected. There will presumably be a need for a trigger to tell an application program that the user wants to search for a menu item rather than enter data; a need that will vary between applications.

James continued with a refresher on TOP (originally a Unix command to show processes running). leading on to NTOP (a listing of current network usage) and HTOP (a GUI version of TOP).

**Next meeting:** 7pm, Monday 9 April 2012

# THE MICROCONTROLLER WORKSHOP

CONVENER: ROBERT BROWN  
GEOFF LETHBRIDGE

Please contact us at: [microws@melbpc.org.au](mailto:microws@melbpc.org.au)  
 Second Saturday of each month (except January) 11:00 am to 4:00 pm  
 Fourth Saturday of each month (except December) 11:00 am to 4:00 pm  
 Moorabbin Interest Group Room

The Saturday Workshop is a **"Creative Space"**. It is a space to express your creativity. This workshop is under construction. Its development depends on those who are involved and their interests.

The workshop is centred on microcontrollers but are not limited to microcontrollers.

If you are looking for a space that facilitates sharing of ideas and support. A place where you can express your creativity. Then this SIG could be what you are looking for?

The Workshop is an informal SIG, a place to work on your project, start a new project, or join a group project.

Meetings: 2nd & 4th  
Saturday of the Month

Meeting time:  
11am to 4pm

Level 1, 479 Warrigal Rd,  
Moorabbin.  
Opposite Bunnings on  
Warrigal Rd.

By public transport:  
Take the train to Mentone,  
then the 903 bus to Altona  
get off at Karkarook Park  
stop (8mins). You will see  
Bunnings ahead, right  
side.

**FEEL FREE  
TO HAVE A  
CHAT TO US**

# Melbourne PC User Group (MelbPC)



## *Creative Space*

### Microcontroller Workshop SIG

#### Conveners:

- Robert Brown
- Geoff Lethbridge

#### Contact as at:

[microws@melbpc.org.au](mailto:microws@melbpc.org.au)

#### Microcontroller Workshop SIG

Is a Specific Interest Group of  
Melbourne PC User Group Inc.  
ABN 43 196 519 351

#### Business Address:

Level 1, Suite 26  
479 Warrigal Road,  
Moorabbin,  
Victoria, 3189

Phone: +61 3 9276 4000  
Fax: +61 3 9553 0475  
E-mail: [office@melbpc.org.au](mailto:office@melbpc.org.au)

Are you looking for a space to express your creativity?

We are developing a "Creative Space" for people who  
are seeking to express their creativity in the following areas:

- Alternate energy
- Audio
- Auto-electronics
- Control systems
- Electronics
- Embedded systems
- Home automation
- Industrial design
- Microcontrollers
- Robotics



You can combine this SIG with the wide range of SIG's  
available at MelbPC to suit your interests. If you wish,  
you could combine this SIG with the Programming SIG,  
the Microcontroller SIG, and some other SIG that may be  
of interest or relevant to a project you are thinking about.

## SIG REPORTS

### WINSIG MARCH 2012

*Report by Peter Carpenter*

This month's WinSIG meeting began with the usual 'project' presentation with a run-through by **Peter Horsley** of the latest incarnation of the Avast! antivirus and security program, the free edition.

It turns out that Avast! (Free) (a term from the nautical expression meaning to cease or desist (Dutch: hou' vast - "hold fast")) has been evolving over the past few years and become a substantial package. All for nothing, so to speak. To begin with it sets itself up with shields that offer to protect: files, mail, web sites browsed, peer-to-peer activities, instant messaging, LAN network traffic, scripting, and certain behaviours via heuristics. All in over a dozen languages, including Czech, from where it comes: Prague.

In addition, it offers what it calls browser protection (presumably hardening against unwanted or surreptitious addons), a gadget (?), and remote assistance. We didn't have time to examine all these components but we did see some evidence of its efficacy.

During installation setup created a Windows restore point, as all good programs should (all .msi setup programs do, by design, thanks to Microsoft), and up came the usual immediate upgrade offers and now social networking entreaties, some monetised, as human ingenuity draws these contact systems closer to products. The most basic form of contact requires email registration merely to gain access to regular virus database updates.

We were shown how Avast settled in at first quite happily and then rotated its little notification area icon as it phoned home and then settled down to its guard duty. However, before long, up popped a warning that certain email accounts linked to Outlook, typically the webmail services, had secure connections that Avast couldn't penetrate. Its offer was that account setup could be detuned of its secure SSL connection and Avast itself would provide the SSL/TLS security itself. We took this on advisement and will make these changes out-of-meeting, and report to the audience next month.

One curiosity we noticed was that where Microsoft's free Security Essentials balked at the presence of AngryIPScan, an innocent program, but one that penetrates Windows system communication files deeply, Avast didn't notice it at all. This is either a consequence of greater sophistication in Avast, or a flaw. Nevertheless, while Security Essentials is a plain vanilla 'appliance' package with few knobs and tweaks, Avast has a section where you can adjust settings for PUPs, Potentially Unwanted Programs – ones that Avast may find suspect, but ones that you can make special exceptions for.

And this is an aspect of Avast that distinguishes it from other less interesting packages – it has a complete 'cockpit' of controls and adjustors that the enthusiastic user can delve into and tune to a well-running state, given special conditions.



**SIG REPORTS** *Report by PETER CARPENTER*

Some may say that Avast's new investor, Symantec, has started to exhibit its infernal bloating tendencies, yet some may say that they are turning it into a well-rounded modern product. One piece of evidence on this front was a complete confrontation with Outlook whereby Avast caused Outlook to collapse – with a known warning about Avast's presence – and close abruptly, leaving a trail of error popups. Disturbing though that was, after a couple of settings changes and an Outlook restart, both programs seemed to settle down and live co-operatively.

Avast installation offers its fully (paid) capability for 20 days, including a fully-fledged firewall (disabling Windows' own), antispam tools and sandboxes for launching unrecognised programs (which you can provide assurances for and release).

All in all Avast Free looks like a comprehensive vehicle for your system security. The website has a comparison chart for all its versions, so a scan of that will give you a good idea whether one of them will suit you. The meeting's conclusion was that a periodic change to your security program is a good idea, simply to expose yourself to the variety of programmers' compositions, in case you find something wonderful that you never knew you would like.

It was a good and thorough SIG demonstration.

After the half-time break for refreshments and random chat, the meeting continued with the customary Q&A session. Since the regular scribe for these notes was absent interstate the detail wasn't recorded, but reports are that it was lively and valuable. More next month



## SIG REPORTS

### YARRA RANGES INTERNET GROUP JANUARY 2012

*Report by Bryan Paten*

The March meeting was very well attended. Maybe even our best attendance yet at Japara Neighbourhood House. We also enjoyed the company of one new member. As a matter of interest Japara Neighbourhood House and all its users, will not be re-locating to Durham Rd until late in 2013.

**Bryan** opened the meeting with our usual segment on any new computer hardware or software and **John Sapsford** gave us a brief insight into his use of Microsoft Ice (Image composite editor) which allows you to easily stitch your images together to create a seamless panorama. For those members of Melb PC user group that are interested, this is a free download. John will demonstrate how to use the program for YRIG members at a later date.

**Harold** demonstrated the use of conditional formatting using An Excel spreadsheet. And as usual Harold provided a copy of his hand out notes to everyone to take home. Thanks Harold. Bryan introduced Google as a topic and we briefly looked at many of the additional search facilities that Google now offers. E.G. we are all familiar with G Mail and Google maps nowadays, but not necessarily some of the other Google offerings such Calculator, Dictionary, Currency conversion, finding what the time is in any of the World Cities, language translations, plus lots more including the new "Play"! Amazing what you can potentially do, using all the inbuilt facilities Google has to offer

The question and answer segment of the meeting included how to e-mail U-tube videos without downloading the actual video (copy and paste the link into an e-mail and send it to the intended recipient.)

General discussion included a brief look at Photo story and the pros and cons of downloading & using GOM Player and VLC media player for videos.

We also considered looking at "I pads" as a potential future topic.

The YRIG workshop then followed the meeting.

.....

## TRAINING IN 2012 NEW COURSES & DETAILS COORDINATOR: PATRICK BRENNAN

### NEW COURSES FOR 2012 – ACCOUNTING IS BACK!

- Trainer Cathy Fanning is back in town, so QuickBooks and M.Y.O.B. make a return.
- Mohan Gupta shares his Android expertise with: Introduction to Android and Writing Android Applications.
- Sick of updating static webpages, or wish you could run a database online? You can cut your teeth on Database driven websites with PHP and MySQL on 27-3-12.
- Kenn Tetley is now offering XARA Webdesigner PRO courses, as well as the old favourite: Dreamweaver.

### PLEASE, DON'T CALL THE OFFICE

Please use the website as your first point of contact with training.

As of 2012, the MPCUG office staff are now no longer to help with training enquiries. That role has been handpassed to yours truly. My telephone number is published below. Emails can be sent to: [training@melbpc.org.au](mailto:training@melbpc.org.au).

### COURSE BOOKINGS

There are 2 methods of booking training courses:

1. Via credit card or PayPal, using the form provided on each course page on the website. You do not need to open a PayPal account to pay. When you pay, you will notice that the trainer's business name or email address will appear on the PayPal checkout screen, and not MPCUG, Inc. Don't panic, Mr Mainwaring! This is how it is meant to be, as of 2012.
2. Call me on the training course bookings hotline on: 0432 032 388  
This service is available Monday to Friday, 9am to 5pm.

### UPDATED TRAINING WEB PAGES

Are located at: <http://www.melbpc.org.au/training/> Why not have a squiz?

### PC UPDATE

Use training information published in PC Update as a guide only. The website always has the latest changes to prices and scheduling.

### SPREAD THE WORD

Help MPCUG consolidated revenue by doing a course with a friend. Non-members are welcome to attend all courses.



### Advanced Microsoft Access 2003 2007 2010

Held over 2 session(s)

Start time: 09:30 End time: 16:30

Price: \$340

Trainer: Peter Harvest

#### Scheduled for:

Date session 1: 13 Jun 2012

Date session 2: 20 Jun 2012

Date session 3: not applicable



#### Course description:

#### Prerequisites:

A sound knowledge and experience in applying topics covered in Introduction to Access.

#### By the end of the course you will be able to:

- Understand linked tables and create and manage a multi-user environment



- Create customised menus, tool bars and Form controls
- Share data with other applications such as Excel
- Build Advanced Queries
- Create complex Reports, using subreports and calculated controls
- Create advanced macros



## TRAINING IN 2012

### Advanced Microsoft Excel 2003 2007 2010

Held over 2 session(s)

Start time: 09:30 End time: 16:30

Price: \$340

Trainer: Peter Harvest

Scheduled for:

Date session 1: 15 May 2012

Date session 2: 22 May 2012

Date session 3: not applicable

Course Description:

**Do you need to:**

- Summarise large amounts of data in tables or lists.
- Use more complex functions
- Link information with other applications

**Prerequisites:**

A sound knowledge of topics covered in Introduction to Excel or similar experience

**By the end of the course you will be able to:**

- Use Excel as a database to sort and filter lists of information
- Build and consolidate linking formulas to make spreadsheets and spreadsheet calculations more manageable
- Use advanced Excel functions such as IF and VLOOKUP to reduce the risk of data error
- Use PivotTables to summarise large amounts of data in lists or tables
- Record and edit macros to automate repetitive tasks

### Advanced Microsoft Excel 2003 2007 2010 – Night

Held over 3 session(s)

Start time: 18:30 End time 21:30

Cost: \$275

Trainer: Peter Harvest

Scheduled for:

Date session 1: 28-May-2012

Date session 2: 04-Jun-2012

Date session 3: 18-Jun-2012

**Course Description:**

**Do you need to:**

- Summarise large amounts of data in tables or lists.
- Use more complex functions
- Link information with other applications

**Prerequisites:**

A sound knowledge of topics covered in Introduction to Excel or similar experience

**By the end of the course you will be able to:**

- Use Excel as a database to sort and filter lists of information
- Build and consolidate linking formulas to make spreadsheets and spreadsheet calculations more manageable
- Use advanced Excel functions such as IF and VLOOKUP to reduce the risk of data error
- Use PivotTables to summarise large amounts of data in lists or tables
- Record and edit macros to automate repetitive tasks

### Advanced Microsoft Word 2003 2007 2010

Held over 2 session(s)

Start time: 09:30 End time: 16:30

Price: \$340

Trainer: Peter Harvest

Scheduled for:

Date session 1: 29-May-2012

Date session 2: 05-Jun-2012

Date session 3: not applicable

Course Description:

**Do you need to:**

- Automate frequently used text and tasks.
- Link data from other applications into Word documents.
- Create Tables of Contents.
- Work with long documents

**Prerequisites:**

A sound knowledge of topics covered in Intermediate Word or similar experience.

**By the end of the course you will be able to:**

- Use AutoCorrect and AutoText to add commonly used phrases to documents
- Use OLE to paste and link Excel data into Word documents.
- Use Styles to create Tables of Contents
- Add columns
- Work with long documents
- Merge documents using more advanced merge techniques
- Record and run macros to automate tasks

### Beginning HTML and XHTML

Held over 1 session(s)

Start time: 09:30 End time: 12:30

Price: \$110

Trainer: Patrick Brennan

Scheduled for:

Date session 1: 05 May 2012

Date session 2: not applicable

Date session 3: not applicable

Course Description:

This course takes you through HTML web page creation using a simple text editor so that you're always working in bare-bones HTML.

It also covers Document Type Definitions, HTML page structure, forms, tables and many of the basic HTML tags.

The XHTML portion of the course explains the differences between HTML and XHTML, and how to convert pages written in HTML to XHTML.

**By the end of the course you will be able to:**

- Write web pages in HTML/XHTML
- Understand the code behind the web pages you or others create
- be ready to learn CSS (see our CSS course)

## Build a PayPal Shopping Website

*Held over 1 session(s)*

*Start time: 09:30 End time: 12:45*

*Price: \$110*

**Trainer: Patrick Brennan**

*Scheduled for:*

*Date session 1: 23-Jun-2012*

*Date session 2: not applicable*

*Date session 3: not applicable*

**Course Description:**

**Do you need to:**

- Sell goods and services from your personal website or home server
- Accept credit card payments via PayPal on your website

**Prerequisites:**

You need to be able to edit files using a text editor

A personal website or web space.

A basic understanding of how websites work

**By the end of the course you will be able to:**

- build a basic e-commerce website with:
- friendly subdomain name redirection
- shopping cart
- hit counters
- search engine prominence

## Build a Website with XARA Webdesigner Pro

*Held over 1 session(s)*

*Start time: 09:30 End time: 16:00*

*Price: \$240*

**Trainer: Kenn Tetley**

*Scheduled for:*

*Date session 1: 15 Jun 2012*

*Date session 2: not applicable*

*Date session 3: not applicable*

**Course Description:**

This course requires little knowledge of HTML/CSS.

User needs to be able to create a display page in MS Word or MS Publisher. (Requires such skills as graphics insertion into a page).

## Build a Website with XARA Webdesigner Pro

To ensure participants can best make use of this course; it is recommended they download/install:

- Xara Webdesigner Pro at home for US\$99.99 (templates are included) from:  
[http://stats.xaraonline.com/ID.540590/product.MX9368/re](http://stats.xaraonline.com/ID.540590/product.MX9368/redirectid.WebDesignerHome/affiliate.html)  
[directid.WebDesignerHome/af](http://stats.xaraonline.com/ID.540590/product.MX9368/re)  
[filiate.html](http://stats.xaraonline.com/ID.540590/product.MX9368/re)

Participant needs to be familiar with the internet.

Course is most suitable for those who want to create a website for their business or social group.

## Build a Website with Dreamweaver

*Held over 2 session(s)*

*Start time: 09:30 End time: 16:30*

*Price: \$340*

**Trainer: Kenn Tetley**

*Scheduled for:*

*Date session 1: 25 May 2012*

*Date session 2: 01 Jun 2012*

*Date session 3: not applicable*

**Course Description:**

**Prerequisites:**

A general understanding of personal computers and the windows environment is necessary as you will be required to start applications, work with and copy files and locate file folders.

This course is designed for participants with little or no knowledge of Dreamweaver.

It is for people who need to know how to use Dreamweaver to develop and build a web site.

It is ideal for people who work in business or for clubs or charities where there is a requirement to publish a web site to the World Wide Web or local intranet in order to disseminate information or to advertise products and services.

## Build a Website with Dreamweaver

*At the completion of this course participants will be able to:*

- Understand how the Web works
- Start Dreamweaver and create, open and edit a simple website
- Create text for use in a web site
- Insert & position pictures and images
- Create and work with tables on a web page
- Create and work with hyperlinks on a web page
- Create a layout table and use it to lay out a web page
- Incorporate special features on your web site

## Cascading Style Sheets

*Held over 1 session(s)*

*Start time: 13:15 End time: 17:00*

*Price: \$115*

**Trainer: Patrick Brennan**

*Scheduled for:*

*Date session 1: 05-May-2012*

*Date session 2: not applicable*

*Date session 3: not applicable*

**Course Description:**

CSS is a simple style sheet language that effectively separates web page styling (layout, fonts, colours etc) from web page content. This allows web page designers to concentrate on styling and content separately, thus simplifying the tasks of authoring and maintaining web pages. If your web pages are difficult to maintain and style, and/or look and act like they could use a professional makeover, then this course is for you.

**Prerequisites:**

a basic knowledge of HTML (see our HTML/XHTML course)

**By the end of the course you will be able to:**

- Style web pages using CSS

## Computing for Beginners with Windows XP

Held over 1 session(s)

Start time: 09:30 End time: 16:30

Price: \$156

**Trainer: Patrick Brennan**

**Scheduled for:**

Date session 1: 26-May-2012

Date session 2: not applicable

Date session 3: not applicable

**Course Description:**

**Do you need to:**

- use a keyboard, mouse, and basic Windows XP features
- gain an understanding of non-technical terminology and computer operation

**Prerequisites:**

Students require access to a Windows based computer outside the class.

**By the end of the course you will be able to:**

- Turn on a computer
- Identify elements of the Windows screen
- Use Windows Explorer
- Open and close programs using the Task Bar
- Maximize, minimize and restore a Window
- Identify the active Window, split the screen, move and resize a Window.
- Use of scroll bars, menus and shortcut menus
- Shutting down a computer

## Database driven websites with PHP & MySQL

Held over 1 session(s)

Start time: 09:30 End time: 16:30

Price: \$195

**Trainer: Patrick Brennan**

**Scheduled for:**

Date session 1: 12-May-2012

Date session 2: not applicable

Date session 3: not applicable

## Database driven websites with PHP & MySQL

Date session 1: 02-Jun-2012

Date session 2: not applicable

Date session 3: not applicable

**Course Description:**

Running a database online saves you the trouble of having to update static webpages. By having your data in a database, it is less prone to errors, easy to update and simplifies administration. Just by simply updating database content your whole website can be updated. The real power of databases becomes apparent when we use SQL. With SQL(Structured Query Language) expressions, the database can be queried for any information you specify, and the results returned to the your website users in their browser window

**Typical applications include:**

Running a guestbook or blog  
Running an online store  
Generating dynamic webpages

**Prerequisites:**

A basic understanding of how relational databases work  
Independence in the use of a Windows PC - that is, you rarely have to ask for help.

**By the end of this course you will be able to:**

- Install PHP and MySQL and get them running on an Apache web server in Windows
- Interact with MySQL from the command line
- Design simple databases
- Design relational databases
- Use SQL expressions
- Interact with the database by using PHP code embedded in webpages
- Understand security implications
- Convert MS Access databases to MySQL databases

## Database driven websites with PHP & MySQL – Night

Held over 2 session(s)

Start time: 18:30 End time 21:45

Price: \$195

**Trainer: Patrick Brennan**

**Scheduled for:**

Date session 1: 08-May-2012

Date session 2: 15-May-2012

Date session 3: not applicable

**Course description:**

Running a database online saves you the trouble of having to update static webpages. By having your data in a database, it is less prone to errors, easy to update and simplifies administration. Just by simply updating database content your whole website can be updated. The real power of databases becomes apparent when we use SQL. With SQL(Structured Query Language) expressions, the database can be queried for any information you specify, and the results returned to the your website users in their browser window.

**Typical applications include:**

Running a guestbook or blog  
Running an online store  
Generating dynamic webpages

**Prerequisites:**

A basic understanding of how relational databases work  
Independence in the use of a Windows PC - that is, you rarely have to ask for help.

**By the end of this course you will be able to:**

- Install PHP and MySQL and get them running on an Apache web server in Windows
- Interact with MySQL from the command line
- Design simple databases
- Design relational databases
- Use SQL expressions
- Interact with the database by using PHP code embedded in webpages

## TRAINING IN 2012

### Database driven websites with PHP & MySQL – Night

- Understand security implications
- Convert MS Access databases to MySQL databases

### Exploring Windows 7 - NIGHT

Held over 2 session(s)  
Start time: 18:30 End time: 21:30  
Price: \$150

**Trainer:** Mohan Gupta

**Scheduled for:**

Date session 1: 23-May-2012

Date session 2: 30-May-2012

Date session 3: not applicable

#### Course description:

For users of Windows XP and Windows Vista who wish to make the switch to Windows 7.

#### Prerequisites:

Basic computer skills. You should be familiar with the Microsoft Windows environment and able to use a keyboard and mouse.

#### Contents:

- Preparatory steps before making the plunge
- Upgrading from XP or Vista to Windows 7
- Get comfortable with the new features of Windows 7
- How to run programs meant for earlier versions of Windows
- Connecting to the internet and setting up an email client
- Each attendee will receive a comprehensive training manual as well as links to the best books and resources you need to get the most out of Windows 7.

### Home Networking with Windows XP & Windows 7

Held over 1 session(s)  
Start time: 09:30 End time 16:30  
Price: \$170

**Trainer:** Patrick Brennan

**Scheduled for:**

Date session 1: 30-Jun-2012

Date session 2: not applicable

Date session 3: not applicable

**Covers both WIN 7 & WIN XP**

#### Course description:

#### Do you need to:

- Connect all PC's in the house to share files, printers and even the same internet connection through a wired/wireless network

#### Prerequisites:

A basic understanding of computing

#### WIRELESS:

Identify required interfaces and hardware.

Understand Industry Standards: IEEE-802.11 b and g and n

Configure Wireless Networking under Windows XP

Use Performance measuring Tools  
Perform Wireless Network troubleshooting

#### WIRED:

Configure wireless networking and cabling

Identify Network Interfaces and Hardware: interfaces, cards, connectors, cables, switches, routers

Install Network Cabling  
Perform a Network Test and use troubleshooting Tools

Use Windows Networking to configure and share files, printers, scanners, internet connections  
Establish Peer to Peer networking (for 2 PC's)

Establish Host/Client Networking (for 3 or more PC's)

Understand Network Security

### Introduction to Android – Night

Held over 2 session(s)  
Start time: 18:30 End time 21:30  
Price: \$150

**Trainer:** Mohan Gupta

**Scheduled for:**

Date session 1: 03-May-2012

Date session 2: 10-May-2012

Date session 3: not applicable

#### Course description:

You've got your hands on an Android smartphone and tablet, now where's that instruction manual that tells you what YOU want your device to do?

This is the hands-on course you've been waiting for. We cover customisations, syncing, apps, disaster recovery, upgrades and more.

### Introduction to Microsoft Excel 2003 2007 2010

Held over 2 session(s)  
Start time: 09:30 End time 16:30  
Price: \$340

**Trainer:** Peter Harvest

**Scheduled for:**

Date session 1: 19-Jun-2012

Date session 2: 26-Jun-2012

Date session 3: not applicable

Date session 1: 02-Jul-2012

Date session 2: 09-Jul-2012

Date session 3: not applicable

#### Course description:

#### Do you need to:

- Create spreadsheets to keep track of your household spending
- Keep accounts for clubs or interest groups
- Generate charts

#### Prerequisites:

There are no prerequisites but you should be familiar with the Microsoft Windows environment and able to use a keyboard and mouse.



## TRAINING IN 2012

### Introduction to Microsoft Excel 2003 2007 2010

**By the end of the course you will be able to:**

- Create a spreadsheet by entering text and values
- Move data around within a spreadsheet
- Perform calculations using formulas and functions
- Change the appearance of a spreadsheet by applying formatting
- Work with multiple worksheets within a workbook
- Create and modify a chart
- Print a spreadsheet using different page and print settings

### Introduction to Microsoft Excel 2003 2007 2010 – Night

*Held over 3 session(s)*

*Start time: 18:30 End time: 21:30*

*Price: \$275*

**Trainer: Peter Harvest**

*Scheduled for:*

*Date session 1: 25-Jun-2012*

*Date session 2: 02-Jul-2012*

*Date session 3: 09-Jul-2012*

#### **Course description**

#### **Do you need to:**

- Create spreadsheets to keep track of your household spending
- Keep accounts for clubs or interest groups
- Generate charts

#### **Prerequisites:**

There are no prerequisites but you should be familiar with the Microsoft Windows environment and able to use a keyboard and mouse.

**By the end of the course you will be able to:**

- Create a spreadsheet by entering text and values

### Introduction to Microsoft Excel 2003 2007 2010 – Night

- Move data around within a spreadsheet
- Perform calculations using formulas and functions
- Change the appearance of a spreadsheet by applying formatting
- Work with multiple worksheets within a workbook
- Create and modify a chart
- Print a spreadsheet using different page and print settings

### Introduction to Microsoft PowerPoint 2003 2007 2010

*Held over 1 session(s)*

*Start time: 9:30 End time: 16.30*

*Price: \$240*

**Trainer: Peter Harvest**

*Scheduled for:*

*Date session 1: 03-Jul-2012*

*Date session 2: not applicable*

*Date session 3: not applicable*

#### **Course description:**

#### **Do you need to:**

- Create new presentations
- Add slides to existing presentations
- Use templates to create presentations

#### **Prerequisites:**

There are no prerequisites but you should be familiar with the Microsoft Windows environment and able to use a keyboard and mouse.

**By the end of the course you will be able to:**

- Create a new presentation using Wizards
- Create, add and edit slides within Slide view
- Enhance a presentation using WordArt and Clipart
- Change the look of a presentation using slide colour schemes
- Run a presentation

### Introduction to MYOB

*Held over 2 session(s)*

*Start time: 09:30 End time: 16:30*

*Price: \$350*

**Trainer: Cathy Fanning**

*Scheduled for:*

*Date session 1: 04-Jun-2012*

*Date session 2: 18-Jun-2012*

*Date session 3: not applicable*

#### **Course description:**

Course Outline for Introduction to MYOB:

The skills and knowledge acquired in this course will allow the use to create a company data file complete with historical and opening balances, produce and manage purchase orders and invoices, manage accounts payable and accounts receivable, and produce BAS documentation.

**At the completion of this course you should be able to:**

- find your way around an MYOB AccountRight data file and extract some useful company information
- create a new company file for use in AccountRight
- modify an existing chart of accounts to suit your business needs
- make changes to customer & supplier details in the card file
- create an inventory in AccountRight of items for sale
- purchase items for a business in AccountRight
- enter payments for purchases that have been made
- produce more complex invoices
- apply customer payments to open invoices
- work with the inventory that has been set up in AccountRight
- use AccountRight's cheque facility for making purchases
- reconcile AccountRight data against company bank statements

## Introduction to MYOB

- work with the reporting system in AccountRight
- understand how AccountRight is set up and works with the GST
- set up and complete a Business Activity Statement

### Target Audience

This course is designed for users who wish to learn how to use MYOB AccountRight 19 software to create and manage accounting records for a small to medium business.

### Prerequisites

This course assumes little or no knowledge of MYOB AccountRight 19. However, it would be beneficial to have a general understanding of bookkeeping and/or accounting, personal computers and the Windows operating system environment.

## Introduction to Quickbooks

*Held over 2 session(s)*

*Start time: 09:30 End time 16:30*

*Price: \$350*

**Trainer: Cathy Fanning**

*Scheduled for:*

*Date session 1: 07-May-2012*

*Date session 2: 14-May-2012*

*Date session 3: not applicable*

### Course description:

Course Outline for Introduction to Quickbooks:

The skills and knowledge acquired in the course are sufficient to be able to use and operate QuickBooks to set up the chart of accounts for a small business, produce and process invoices, purchase orders, reconcile bank accounts & produce a range of reports.

## Introduction to Quickbooks

### Learning Outcomes

At the completion of QuickBooks Plus 2010-11 Module 1 you should be able to:

- use basic QuickBooks navigation techniques
- complete the first stage of the QuickBooks setup process
- create income and expense accounts
- create inventory and service items
- create and edit customer & supplier details
- enter opening balances
- enter cash sales
- create invoices
- receive and apply customer payments
- pay suppliers accounts
- record the purchase of goods & services
- pay bills
- reconcile QuickBooks with various bank statements
- create and modify reports
- understand how QuickBooks tracks GST
- setup and complete a Business Activity Statement

### Target Audience

This course is designed for users who wish to learn how to use Quickbooks software to create and manage accounting records for a small to medium business.

### Prerequisites

This course assumes little or no knowledge of Quickbooks. However, it would be beneficial to have a general understanding of bookkeeping and/or accounting, personal computers and the Windows operating system environment

## Programming Microsoft Excel with VBA 2003 2007 2010

*Held over 2 session(s)*

*Start time: 09:30 End time 16:30*

*Price: \$340*

**Trainer: Peter Harvest**

*Scheduled for:*

*Date session 1: 01-May-2012*

*Date session 2: 08-May-2012*

*Date session 3: not applicable*

*Date session 1: 10-Jul-2012*

*Date session 2: 17-Jul-2012*

*Date session 3: not applicable*

### Course description:

#### Do you need to:

- Build and edit macros using VBA
- Create customized menus and dialog boxes

#### By the end of the course you will be able to:

- Use the macro recorder to record Excel operations and create working applications
- Create user defined functions
- Work with the Visual basic Editor
- Work with Excel Objects
- Create custom forms
- Use conventional programming
- Customise the menu systems to run VBA procedures
- Work with automatic start-up and shutdown procedures

## Programming Microsoft Excel with VBA 2003 2007/2010 - Night

Held over 3 session(s)

Start time: 18:30 End time: 21:30

Price: \$275

**Trainer:** Peter Harvest

*Scheduled for:*

*Date session 1: 07-May-2012*

*Date session 2: 14-May-2012*

*Date session 3: 21-May-2012*

**Course description:**

*Do you need to:*

- Build and edit macros using VBA
- Create customized menus and dialog boxes

**By the end of the course you will be able to:**

- Use the macro recorder to record Excel operations and create working applications
- Create user defined functions
- Work with the Visual basic Editor
- Work with Excel Objects
- Create custom forms
- Use conventional programming
- Customise the menu systems to run VBA procedures
- Work with automatic start-up and shutdown procedures

## Upgrading to Microsoft Office 2007/2010

Held over 1 session(s)

Start time: 09:30 End time: 16:30

Price: \$240

**Trainer:** Peter Harvest

*Scheduled for:*

*Date session 1: 12-Jun-2012*

*Date session 2: not applicable*

*Date session 3: not applicable*

**Course description:**

*Do you need to:*

Upgrade to Office 2007/2010 & learn about...

- Changes in MS Office 2007/2010
- MS Word 2007/2010 Excel 2007/2010

**Prerequisites:**

Regular use of Office 2003 or earlier version

## TRAINING IN 2012

### Upgrading to Microsoft Office 2007/2010

**Emphasis is on**

- 1) demystifying the new Office 2007 interface and ribbon
- 2) demonstrating just how smooth the transition to the new application can be

### Video Editing with Corel VideoStudio

Held over 1 session(s)

Start time: 09:30 End time: 16:30

Price: \$183

**Trainer:** Patrick Brennan

*Scheduled for:*

*Date session 1: 19-May-2012*

*Date session 2: not applicable*

*Date session 3: not applicable*

**Course description:**

*Do you need to:*

- Trim some home videos and burn them onto disc
- Make a short movie or documentary

**Prerequisites:**

There are no prerequisites but you should be familiar with the Microsoft Windows environment and able to use a keyboard and mouse.

**By the end of the course you will be able to:**

- Extract desired scenes from a captured video and recombine them in the proper order to make a video presentation
- Edit video using storyboard and timeline methods
- Add titles, text and end-credit sequences
- Add transition effects between scenes
- Add background music and voiceovers

### Video Editing with Corel VideoStudio

- Animate Titles
- Incorporate video stills into a video.
- Apply video filters (special effects).
- Use video overlays (picture in picture)
- Add sound effects
- Burn the final video presentation onto a disc that can be played on a home DVD player

### Video to DVD and DivX

Held over 1 session(s)

Start time: 09:30 End time: 12:45

Price: \$110

**Trainer:** Patrick Brennan

*Scheduled for:*

*Date session 1: 16-Jun-2012*

*Date session 2: not applicable*

*Date session 3: not applicable*

**Course description:**

*Do you need to:*

- Convert video tapes or other video material to DVD or the DivX data compressed video format.

**Prerequisites:**

There are no prerequisites but you should be familiar with the Microsoft Windows environment and able to use a keyboard and mouse.

**By the end of the course you will be able to:**

- Capture video from a camera or VCR using a video capture device and make a DVD from the captured material
- Create a DVD complete with title and chapter menus
- Create a DivX DVD with space savings typically of 10:1

## TRAINING IN 2012

### Vinyl and Cassette to CD and MP3

Held over 1 session(s)

Start time: 09:00 End time: 13:30

Price: \$135

**Trainer:** Patrick Brennan

**Scheduled for:**

Date session 1: 09-Jun-2012

Date session 2: not applicable

Date session 3: not applicable

**Course description:**

**Do you need to:**

- Convert your vinyl and cassettes to CD and MP3 formats

**Prerequisites:**

There are no prerequisites but you should be familiar with the Microsoft Windows environment and able to use a keyboard and mouse.

**By the end of the course you will be able to:**

- Set up hardware requirements
- Set up software requirements
- Record
- Use Noise reduction
- Apply pop and click removal
- Use Normalisation
- Split Tracks
- Burn audio CDs using Track-at-once and disc-at-once modes
- Convert to MP3

### Websites Made Easy With Joomla - Night

Held over 2 session(s)

Start time: 18:30 End time: 21:30

Price: \$150

**Trainer:** Mohan Gupta

**Scheduled for:**

Date session 1: 20-Jun-2012

Date session 2: 27-Jun-2012

Date session 3: not applicable

**Course description:**

The world's top websites use it, learn how to create an interactive website from scratch with Joomla. The best part is that no knowledge of HTML, CSS or Javascript is required to create professional-looking websites.

Students will be given access to a site of their own which they can customise, style and publish content.

We will cover the process with step-by-step instructions, including how to setup Joomla locally on your own computer, as well as cover core Joomla concepts like modules and themes.

### Windows Programming Level 3 with C++ Builder 2010

Held over 1 session(s)

Start time: 09:30 End time: 16:30

Price: \$185

**Trainer:** Patrick Brennan

**Scheduled for:**

Date session 1: 09-May-2012

Date session 2: not applicable

Date session 3: not applicable

**Course description:**

**Prerequisites:**

- Levels 1 and 2 of this course

### Windows Programming Level 3 with C++ Builder 2010

**By the end of the course you will be able to:**

- Understand functions and function syntax
- Understand and use header files
- Understand and use correct data types
- perform standard output using printf()
- create console applications
- Use looping constructs (while, do/while, for)
- Build an installer to distribute a program
- Programatically perform file operations (create, delete, rename, copy etc)
- Understand and use standard C strings and AnsiStrings
- Build a working appointment reminder application

### Writing Android Applications – Night

Held over 2 session(s)

Start time: 18:30 End time: 21:30

Price: \$150

**Trainer:** Mohan Gupta

**Scheduled for:**

Date session 1: 24-May-2012

Date session 2: 31-May-2012

Date session 3: not applicable





# TRAINING COURSES



29

## *Training Courses To Choose From*

T

- Introduction to Excel
- Home Networking
- Introduction to Word
- PowerPoint
- MIDI and Music
- How to Build a Web Site
- Video Editing
- Computing for Beginners
- Introduction to Access 2007
- Upgrade to Excel 2007



T

All New Training Facilities

View the entire list and make a booking online at  
[www.melbpc.org.au/training/](http://www.melbpc.org.au/training/)



or contact the Melb PC Moorabbin office for more information.

Phone: (03) 9276 4000 Email: [office@melbpc.org.au](mailto:office@melbpc.org.au) Fax: (03) 9553 0475

1st Floor, Unit 26, 479 Warrigal Road, Moorabbin, Victoria 3189

## MONTHLY DISC REPORT MAY 2012 BY IAN RANKIN

All programs on the Monthly Disc are free except where shown otherwise.  
The Monthly Video is of the April 2012 Monthly Meeting.



### AUDIO

---

#### **Free WMA MP3 Converter** **- Ver: 1.6 Build 20120228**

Free WMA MP3 Converter is a WMA to MP3 converter which helps you convert WMA to MP3, MP3 to WMA, WAV to MP3, WAV to WMA, MP3 to WAV, WMA to WAV etc. Free WMA MP3 Converter offers you optimised default settings. No more thinking but just a click to start WMA to MP3 conversion with the MP3 converter.

### BACKUP

---

#### **BDlot DVD ISO Master - Ver: 3.0.2**

BDlot DVD ISO Master enables you to save all your DVDs to ISO file for better backup and future use. This world's 1st freeware to store regular and protected DVD to ISO file will complete backing up within just minutes

#### **Cobian Backup - Ver: 10.1.1.816**

Cobian Backup Boletus is a backup software solution designed to back up your files either on the local computer or onto another system in the network.

#### **SugarSync - Ver: 1.9.54**

Free cloud storage gives you instant and easy access to your data anytime, anywhere. On-line backup and automatic file sync for work files or personal files like photos, videos, and music. Download free mobile apps to sync iPhone, iPad, Android, BlackBerry, Windows Mobile, and Symbian devices.

### DESKTOP

---

#### **ClickyMouse Free Edition - Ver: 7.5.0**

ClickyMouse is a useful application that was designed to allow you to assign macros to different mouse actions and perform repetitive tasks quickly. Thanks to powerful build-in macro language (contains 150+ commands) the ClickyMouse allows a user to perform variety tasks including: inserting text, inserting time & date, file operations, clipboard operations, FTP upload & download, windows operation, sending keystrokes and mouse clicks and more.

#### **MiniBin - Ver: 3.8.3**

MiniBin is a free recycling bin for your Windows system tray, also known as the notification area. It lets you open or empty the Recycle Bin from the system tray, or drag and drop items into it. It can serve as a Recycle Bin replacement if you're using a desktop environment that hides or disables the default bin.

#### **Pixel Ace - Ver: 1.4.0**

Pixel Ace was designed as a simple tool that can be used to measure items (in pixels) on your computer. Pixel Ace has not only the ability to measure items horizontally, and vertically, but you can expand the ruler into a box view and measure the height and width of items behind it.

#### **RealWorld Cursor Editor - Ver: 2012.1**

RealWorld Cursor Editor can create and edit static and animated Windows cursors. Cursors are created from images using a simple wizard.

**DESKTOP cont'****TaskBar Hider - Ver: 1.2**

TaskBar Hider is a handy and reliable utility designed to enable you to hide and show the Windows TaskBar panel by pressing a user-defined hotkey.

**VirtuaWin - Ver 4.3**

VirtuaWin is a virtual desktop manager for the Windows operating system. A virtual desktop manager lets you organise applications over several virtual desktops (also called 'workspaces').

**DIGITAL IMAGING****Fly Free Photo Editing & Viewer - Ver: 2.99.6.3**

Using Fly Free Photo Editing & Viewer software, freeware runs on windows with Mac style skin, you can view, edit, enhance and manipulate your pictures easily. It provides a much easier way to view, edit and share multiple photos simultaneously in multiple tabs.

**FotoMorph - Ver: 13.5**

An easy way to create professional morphing animations and Flash Rotation Banners. Using FotoMorph you can do everything a professional animator does to create photo animations.

**Hornil StylePix - Ver: 1.9.0**

Hornil StylePix, or simply StylePix, is a graphics editing program with a number of advanced features. Stylepix is an acronym for "Style Pictures". This means your pictures with nice style.

**JetPhoto Studio - Ver: 4.12**

A full-featured digital photo organising and web publishing platform. JetPhoto contains a PC desktop software ó JetPhoto Studio, and a PHP-based web service software ó JetPhoto Server.

**DIGITAL IMAGING****Picasa Photo Organiser - Ver: 3.9.135.86**

Together, Picasa & Picasa Web Albums make it easy for you to organize and edit your digital photos, then create online albums to share with friends, family & the world.

**Pictomio - Ver: 1.2 build 35**

Pictomio is a software application for managing, categorising, searching, and archiving photos and other media files, and allows you to generate animated 2D and 3D slideshows.

**Pixia - Ver: 4.78e**

Pixia is the English version of a popular Japanese painting and retouch software for full colour graphics. It supports mask, layer and many other editing functions. You can use your own customised brush tips and even use an image file as a brush tip to create unique effects.

**DISK TOOLS****Ainvo Disk Defrag - Ver: 2.4.1.470**

This popular free application perfectly defragments computer disks. Thanks to it, thousands of people devote more time to what they really like. Disk fragmentation slows down the operation of software.

**DiskBoss - Ver: 2.3.12**

DiskBoss is a robust program that allows you to perform multiple analysis tasks on your computer's disks. The application is automated and applies rules to search or manage files and disk space.

**DiskTune - Ver: 1.1.31**

DiskTune is an easy to use, on-demand, no frills disk optimiser and defragmentation utility for FAT, FAT32 and NTFS formatted drives. You can create 'jobs' that enable you to schedule or launch disk optimisation with just one click.

## DISK TOOLS

### **Disk Wipe - Ver: 1.5**

Disk Wipe is Free, portable Windows application for permanent volume data destruction. With Disk Wipe you can erase all disk data and prevent recovery of those data.

## E-BOOK SOFTWARE

### **Calibre - Ver: 0.8.42**

Calibre is a one stop solution to all your e-book needs. It is free, open source and cross-platform in design and works well on Linux, OS X and Windows.

## EMAIL

### **Iconix eMail ID - Ver: 4.65.1.2**

Iconix eMail ID is a client application that verifies the sender of an incoming email, and guarantees that the mail is actually coming from the company that it claims.

### **Koma-Mail - Ver: 3.83**

Koma-Mail is an email client which is comfortable and has very handy functions. Koma-Mail does not need an installation and your accounts can very easily be recreated through a backup. So, in contrast to other email clients, you do not have to make your settings all over again in case you lose all your data.

### **Spicebird - Ver: 0.8**

Spicebird is a collaboration client that provides integrated access to email, contacts, calendaring and instant messaging in a single application. It provides easy access to various web services while retaining all the advantages of a desktop application.

## ENTERTAINMENT

### **MuseScore - Ver: 1.2**

MuseScore is a free cross-platform WYSIWYG music notation program that offers a cost-effective alternative to commercial programs such as Sibelius and Finale. You can print beautifully engraved sheet music or save it as PDF or MIDI file.

## GAMES

### **Classyx Pack - Ver: 1.68**

Classyx Pack is a collection of five freeware games: Klopodrom, Driving, Sponge, Suma and Flo. Each game is different but they are all equally fun.

## HOME/OFFICE

### **Efficient To-Do List Free - Ver: 3.0 Build 319**

Efficient To-Do List Free is a professional, elegant and handy task management software program. By specifying the priorities or order of to-dos (tasks) or specifying different colours for different task labels, Efficient To-Do List makes every effort to assist you in following the "First Things First" principle.

### **Exportizer - Ver: 5.14**

Exportizer is a free database export tool. It allows you to export data to a file, clipboard, or printer. Exportizer works via BDE or ADO. It can convert DB, DBF, text, CSV to text, CSV, XLS, RTF, XML, HTML, DBF, and INSERT statements.

### **Microsoft Worldwide Telescope - Ver: 3.0.72 Beta**

From web to desktop to full dome planetarium, WorldWide Telescope (WWT) enables you to explore the universe, bringing together imagery from the best ground and space-based telescopes in the world and combining it with 3D navigation.

### **PhraseExpress - Ver: 8.0.149**

PhraseExpress saves hours of typing. It is the ideal solution for personnel in office, technical support, customer care, help desk, call centre and medical or legal transcription settings.

### **RedCrab The Calculator - Ver: 4.11**

RedCrab is a calculator with a full-screen editor. The mathematical expressions are not typed in a typical command line, but can be enter in the editor window. RedCrab display the result either under or next to the expression. The handling is easier than conventional calculators.



**HOME/OFFICE cont'****Winprint HylaFAX Reloaded - Ver: 0.3.8**

Winprint HylaFAX Reloaded is a small, easy-to-use application designed to offer users an enhanced version of Winprint HylaFAX. This improved version offer support for Windows Vista and 7 and x64 based systems. One other nice thing that is brought to the table is the ability of sending multiple documents in a fax.

**INTERNET****BitTorrent - Ver: 7.6.1 Build 26838 Final**

BitTorrent is a peer-to-peer file sharing/distribution protocol designed for transferring files from multiple locations. Because of the nature of this protocol, large files can be handled more efficiently than the typical client/server method.

**Comodo Dragon - Ver: 17.5.2.0**

Chromium technology-based Browser that offers you all of Chrome's features PLUS the unparalleled level of security and privacy you only get from Comodo. Including a greater level of privacy than Chromium technology offers.

**FrostWire - Ver: 5.3.3**

FrostWire is a peer-to-peer file sharing program for the Gnutella and BitTorrent protocols. FrostWire is written in Java, and is a fork of LimeWire, another popular Gnutella client. Released under the GNU General Public License, FrostWire is free software.

**Gbridge - Ver: 2.0**

Gbridge is a free software that lets you remotely control PCs, sync folders, share files, and chat securely and easily. An extension of Google's gtalk service, Gbridge automatically forms a collaborative, encrypted VPN (Virtual Private Network) that connects your computers and your friends' computers directly and securely with patented technology. Gbridge has many unique features.

**INTERNET****Mask Surf Lite - Ver: 3.2**

Mask Surf Pro is an anonymous Internet surfing solution. Any savvy enough computer guru can configure various traffic 'roundabouts' and 'detours' to conceal its source and make backtracing virtually impossible. However this requires a lot of where with all and know how making the average user completely open. If this is you Mask Surf Pro is the freeware solution for you.

**Shareaza - Ver: 2.5.5.0**

Shareaza is a file sharing client that you can use to connect to the Gnutella 1, Gnutella 2, eDonkey, and DC++ networks, in order to download files.

**MULTI MEDIA****iMesh - Ver: 11.0.867.47518**

iMesh 11 gives you access to over 15 million songs and videos, all legal and free! Sync with your iPod, listen to DJ stations, discover new artists and share with friends.

**K-Lite Codec Tweak Tool - Ver: 5.2.2**

Scans your system for broken filters and remove the ones that were found. If the codec pack you're using isn't working as it is supposed to anymore, you don't need to reinstall the suite, it's enough to give K-Lite Codec Tweak Tool a try.

**PDF****Doro PDF Writer - Ver: 1.70**

Create coloured PDF files from any windows application for free. No banners nor any annoying restrictions! Just download and install Doro. After installation you have an additional printer called 'Doro PDF Writer'.

**PDFCreator - Ver: 1.3.0**

PDFCreator is a free tool to create PDF files from nearly any Windows application.

## PROGRAMMING

---

### **Komodo Edit - Ver: 7.0.1 Build 9835**

Komodo Edit from ActiveState is a free, open source, multi-platform, multi-language editor (PHP, Python, Ruby, Perl and Tcl, JavaScript, CSS, HTML and template languages like RHTML, Template-Toolkit, HTML-Smarty and Django).

## REGISTRY

---

### **WinASO RegDefrag - Ver: 2.6.0**

Windows Registry never shrinks even when its data is removed. Over time, the bloated registry with lots of registry holes will slow down system boot speed and affect computer performance.

## SECURITY

---

### **Encoding Decoding Free - Ver: 3.0.1**

Encoding Decoding Free is a completely free, easy, fast and secure way to encode and decode any type of file, which also integrates seamlessly into Windows Explorer. The program can be used to hide all the sensitive data that we want to keep away from prying eyes.

### **Privatefirewall - Ver: 7.0.26.5**

Privatefirewall is an integrated desktop firewall and multi-layer intrusion prevention software delivers signature-less, zero-hour protection from known or new spyware, viruses, hacking techniques and other intrusions on Windows desktops and servers.

## UTILITIES

---

### **Advanced System Tweaker - Ver: 1.0.0 Final**

This program is a central hub for any kind of tweak or anything else that can be done via registry files, commands and vbscript files. The add-ons in the program allow it to grow and handle just about anything. The program has a direct link to search and find the growing list of add-ons.

## UTILITIES

---

### **EMCO MoveOnBoot - Ver: 2.2.8**

A free tool for handling files and folders, locked by Windows, system services or other applications. Using it, you can rename, move or delete any locked file or folder at the next system restart. EMCO MoveOnBoot integrates with standard Windows mechanism for locked resources management, so using very simple visual interface you can select locked resources and define operations that should be performed with them by Windows kernel at the next PC restart.

### **FAR - Ver: 3.0 Build 2513**

Easy to use menu driven, one-touch interface with mouse support. FAR is a full-featured file manager that bundles basically all the tools you need to browse and manage your files, as well as plugin support to let you add new features.

### **Fast Copy Paste - Ver: 3.0**

Fast Copy Paste is a small utility that will help you copy the desired files and folders quickly. The application is completely portable, so you can run it from a removable drive without affecting the registry.

### **HaoZip - Ver: 2.6 Build 8538**

Original file filter list by top technical experts of the industry, HaoZip will work-out the best compression algorithm for your computer. HaoZip will not require you to sacrifice the compression ratio, and will provide up to 40% greater speed when compared to traditional compression utilities!

### **NoClone Free Edition - Ver: 5.1.29.0**

Easily locate and erase duplicate documents, similar files or duplicate Outlook messages.

**UTILITIES cont'****Process Lasso - Ver: 5.1.0.56**

Process Lasso is a unique new technology that will, amongst other things, improve your PC's responsiveness and stability. Windows, by design, allows programs to monopolise your CPU without restraint - leading to freezes and hangs. Process Lasso's ProBalance technology intelligently adjusts the priority of running programs so that badly behaved programs won't interfere with your ability to use the computer!

**ProcessThreadsView - Ver: 1.05**

ProcessThreadsView is a small utility that displays extensive information about all threads of the process that you choose. The threads information includes the ThreadID, Context Switches Count, Priority, Created Time, User/Kernel Time, Number of Windows, Window Title, Start Address, and more.

**UPS Assistant - Ver: 2.3.3.80**

UPS Assistant is a lightweight and useful utility designed to monitor the status of your UPS (Uninterruptible Power Supply). When launched, UPS Assistant is turned off in tray and displays the information on a current status of the UPS three possible icons - power O.K.; AVR; power fail.

**VIDEO****Gom Player - Ver: 2.1.39.5101**

Gom Player is a multimedia player which can play most of the differently encoded video formats that include AVI, DAT, MPEG, DivX, XviD, and plus more; with its own built-in codec system.

**VIDEO**

GOM can also play video files that are being downloaded from the Internet or that are broken during the downloading process.

**Heaven Benchmark - Ver: 3.0**

Heaven Benchmark is a DirectX 11 GPU benchmark based on advanced Unigine engine from Unigine Corp. It reveals the enchanting magic of floating islands with a tiny village hidden in the cloudy skies.

**Microsoft Research Cliplets - Ver: 1.0.2**

Microsoft Research Cliplets is an interactive app that uses semi-automated methods to give users the power to create "Cliplets" - a type of imagery that sits between stills and video from handheld videos. The app provides a creative lens one can use to focus on important aspects of a moment by mixing static and dynamic elements from a video clip.

**WinX DVD Author - Ver: 6.0**

WinX DVD Author will help you create your own homemade video DVD with chapter menu, subtitle and background music. It's an easy way to convert and burn AVI to DVD, MP4 to DVD, MKV to DVD, M2TS to DVD for free as well as WMV, DivX, Xvid, MPEG, MOV, FLV, H264, RM, RMVB, M4V to DVD.

**Ad-Aware A.E. 9.5; Adobe Reader 10.0;  
Agent 6.0; Avant Browser 2011.Build 30  
Firefox 9.0; Foxit 5.0.2; Irfan View 4.3;  
Opera 11.5; Paint.Net 3.5.8; Slim Browser  
6.00 Spybot 1.6; Thunderbird 9.0;  
Winzip 15.5; XnView 1.9**

**MELBOURNE PC USER GROUP, AUSTRALIA****Users Helping Users****RETURN TO INDEX**

## MONTHLY DISC ORDER FORM

SEND THIS FORM (or a photocopy) **TO THE MELB PC OFFICE**  
**UNIT 26, LEVEL 1, 479 WARRIGAL ROAD, MOORABBIN VIC, 3189**

Name \_\_\_\_\_ Member No \_\_\_\_\_

Mailing Address \_\_\_\_\_

City \_\_\_\_\_ State \_\_\_\_\_ Post Code \_\_\_\_\_

**DVD** **CD**

☐
☐

For  
Months

Feb	Mar	Apr	May	Jun	Jul	Aug	Sep	Oct	Nov	Dec

Total  
Amount

\$

For any discs prior to current year please indicate your preference here: \_\_\_\_\_

**Price:** \$5.00 each disc if you collect from the office or purchase at the monthly meeting.  
 Add an extra \$1.00 postage and handling if we mail your order.

### Payment Details/Credit Card Authority

Cheque ☐ Debit Card ☐ Credit Card ☐ Amount \$ \_\_\_\_\_

Cheques payable to Melbourne PC User Group Inc (A0003293V)

Visa ☐ Mastercard ☐ Expiry

--	--	--	--	--	--

--	--	--	--	--	--

--	--	--	--	--	--

--	--	--	--	--	--

--	--	--	--	--	--

Name on Card \_\_\_\_\_

Signature \_\_\_\_\_

Date \_\_\_\_\_

## CAN YOU BELIEVE IT ?

For only \$10 a week you can hire a Sony DVDirect Multi-Function DVD recorder and transfer all your old videos to DVD without ever going near your computer. Melbourne PC User Group has purchased this handy piece of equipment as a service for members only.

All you have to do is take the recorder out of the box, and connect it to your VCR, camcorder or DVR with either a composite or S-video cable. Then follow the simple on screen instructions, and relax while your precious memories are transferred. A simple instruction book is included if needed.

The created DVD, which can be either single or double layered, will play in standard DVD players. The video is encoded as MPEG-2.

Digital photos can also be transferred from a range of memory sticks. If you happen to have a HDD Sony Handycam, many other features are available to you with USB and i.Link connectors.

So try it out if you still have all those videotapes lying around.

**We do require a \$50 holding deposit when you hire the equipment, but this is refunded when you return the box intact.**

**Contact the office on 9276 4000 to make a booking.**



# MEMBERSHIP APPLICATION



Melb PC User Group Inc.  
479 Warrigal Road  
MOORABBIN, Vic, 3189  
Phone (03) 9276 4000

## MEMBERSHIP APPLICATION

Title	First Name	Initial	Last Name	
Address			B/H Phone	A/H Phone
Suburb	State	Post Code	Mobile Number	Job Title

### Annual Membership Fees

Individuals	\$65 each	\$ .....
Students* / Pensioners^	\$50 each	\$ .....
Additional Family Members (excludes relatives or friends)	\$12 each	\$ .....
<b>Total</b>	<b>\$</b>	<b>.....</b>

Email Address

How did you hear about Melb PC User Group?

PC Update ☐ Swap Meet ☐ Friend ☐ Radio ☐

Other .....

Introduced By ..... No. ....

### Additional Family Members

Name ..... Signature .....

Name ..... Signature .....

\*Students must attach a photocopy of their student card or letter from their educational institution confirming full time student status. ^Pensioners must attach a photocopy showing both sides of their Centrelink Pension Concession Card. Change of family member(s) must be notified in writing to the club secretary. I hereby apply for membership of Melbourne PC User Group Inc. (A0003293V) and agree to abide by its rules while I remain a member.

Signature

Date

### Payment Details / Credit Card Authority

#### Payment Details

Total Payment \$ .....

☐ Cheque attached, payable to Melbourne PC User Group Inc. (A0003293V)

Debit Card ☐ Credit Card ☐ Visa ☐ Mastercard ☐ Expiry

Name On Card

Signature

Date



# MEMBERS HELPING MEMBERS BY TELEPHONE

## USING DIAL HELP

The volunteer members in this list (who are not necessarily experts) provide phone assistance to other members FREE of charge. Dial Help is not free advertising for individuals who charge for their services; please advise the President directly of any such abuse.

Please, before ringing a Dial Help volunteer:

- Ring the vendor's support line and/or your corporate help desk.
- Read the manuals and have them handy.
- Turn on your computer and have your software running if possible.
- Be able to reproduce the problem.
- Have your phone beside the computer.

Keep all calls short, particularly business hours calls. If the volunteer is not available do not expect someone else to solve your problem, ring again later.

For topics not covered here or if you are unsure whom to call, ring the Dial help First Aid Line: 9276 4000 (10.00am-3.00pm). A volunteer will assist you and suggest further contacts.

If you wish to help, advise the Melb PC Office by phone, fax or e-mail - details on page 1 of PC Update.

If you know of errors in the list, please notify the office, [office@melbpc.org.au](mailto:office@melbpc.org.au), or by phone on 9276 4000.

Please keep calls within the hours indicated, and avoid ringing Dial Help volunteers on weekends. Above all, courtesy counts.

For instance, please don't expect a volunteer to call you back on a mobile phone.

Day means	9.00am - 5.00pm
Evening means	6.30pm - 9.00pm

## DIAL UP HELP LIST

SUBJECT/NAME	DAYTIME 9.00am-5.00pm	EVENING 6.30pm-9.00pm
Adobe Acrobat		
Merv Leeding	9878 6359	9878 6359
Basic (Including Quick Basic)		
Noel Webb	9808 2363	9808 2363
Batch File Programming		
Peter Selig	5983 0483	5983 0483
Beginners		
Ried Parnaby	9786 2086	
Business Objects XI		
Michael Holzinger	0417 562 937	9354 6742
C		
Richard Phillips		9530 6565
Clipper		
Lindsay Alford	5250 1499	5250 2312
Data Recovery		
Melvyn Bowler	melvyn@melbpc.org.au	melvyn@melbpc.org.au
dBase		
Maurice Canterbury	0411 594 568	9706 2285
Digital Imaging		
Ian Bock	9807 3701	9807 3701
Family Tree Maker 2006		
Merv Leeding	9878 6359	
Forth		
Lance Collins	9645 0280	9645 0280
Freeware Installation Problems		
Paul Berger	9553 1072	9553 1072
GNU Cashbook		
Graham Comitti	0409 007 205	0409 007 205
Hard Disk Recovery		
Bill Jansen	9562 0033	9769 7770
Melvyn Bowler	melvyn@melbpc.org.au	melvyn@melbpc.org.au
Help Authoring Systems		
Maurice Canterbury	0411 594 568	9706 2285
HTML, Ajax, Javascript		
Andrew Oliver	andrew@melbpc.org.au	andrew@melbpc.org.au
In Design (Basic)		
Merv Leeding	9878 6359	
Microsoft Access		
Maurice Canterbury	0411 594 568	9706 2285
Michael Holzinger	0417 562 937	9354 6742
Microsoft DOS & DOS 6		
Peter Selig	5983 0483	5983 0483

## DIAL UP HELP LIST

SUBJECT/NAME	DAYTIME 9.00am-5.00pm	EVENING 6.30pm-9.00pm
Microsoft Excel		
James Fricker Peter Harvest	9879 5744 0412 107 666	9879 5744 0412 107 666
Microsoft Networks		
Maurice Canterbury Peter Selig George Skarbek	0411 594 568 5983 0483 9561 9932	9706 2285 5983 0483 9561 9932
Microsoft Office 2010		
Charles Adams	9803 6353	9803 6353
Microsoft Power Point		
Robert Cook	9894 2082	9894 2082
Microsoft Windows 2003/Vista/2008/ 7		
Peter Selig	5983 0483	5983 0483
Microsoft Windows 95/ 98/ XP		
Maurice Canterbury Peter Selig	0411 594 568 5983 0483	9706 2285 5983 0483
Microsoft Windows Me		
Peter Selig	5983 0483	5983 0483
Microsoft Windows Networks		
Bill Jansen Peter Selig	9562 0033 5983 0483	9769 7770 5983 0483
Microsoft Windows NT/ 2000 Server		
Bill Jansen	9562 0033	9769 7770
Microsoft Windows NT/ XP/ 2000		
Peter Selig	5983 0483	5983 0483
Microsoft Windows NT/XP/2000/2003/ Vista/2008/7		
Ian Clark	0414 585 428	9459 5428
Microsoft Word for Windows		
Maurice Canterbury	0411 594 568	9706 2285
Monthly Disc		
Ian Rankin	9587 0485	9587 0485
Music		
Peter Schnall	0403 800 734	9563 9385
News Groups AA Sig		
Kevin Martin	0407 343 162	9723 5997
New Users (Not Internet)		
Ried Parnaby	9786 2085	
Note TabPro		
James Fricker	9879 5744	9879 5744
Outlook/Outlook Express Programming		
Maurice Canterbury	0411 594 568	9706 2285



## DIAL UP HELP LIST

SUBJECT/NAME	DAYTIME 9.00am-5.00pm	EVENING 6.30pm-9.00pm
Pagemaker		
Gordon Woolf	5979 1112	5979 1112
PDF Files		
Merv Leeding	9878 6359	
Photoshop		
Ian Bock	9807 3701	9807 3701
Quicken Personal Plus		
Graham Comitti	0409 007 205	0409 007 205
SolarisX86/ SuSE Linux/ General Linux		
Don Gingrich	gingrich@melbpc.org.au	gingrich@melbpc.org.au
Viruses		
Peter Selig	5983 0483	5983 0483
Visual Objects		
Lindsay Alford	5250 1499	5250 2312
Ztree		
James Fricker	9879 5744	9879 5744

### INTERNET HELP

Click on Melb PC Internet Service Page,  
then Select Internet Help Box.

**Phone** 9276 4000

**e-mail** [help@melbpc.org.au](mailto:help@melbpc.org.au)

(e-mail only if your browser is down)

### HOME VISIT ASSIST

This assistance is for those who may be restricted in their activities or mobility. The contact for Home Visit Assist is the office, phone (03) 9276 4000, or e-mail [office@melbpc.org.au](mailto:office@melbpc.org.au)